



Themes:

**Spellings** – Suffixes (-ent, -ence, -ency)

**Reading, Grammar and Writing** – The Magic Pen

**Maths** – White Rose Learning Pack Week 10 & TT Rockstars


**PSHE** – Transition to Secondary School


**Art** – Create an animation or story

**PSHE** – Plastic Free July

**Religious Education** – Humanism

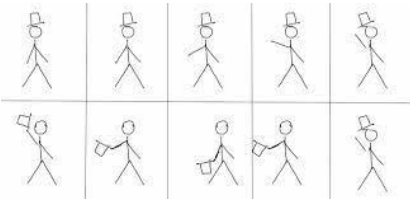
Day 1

<b>Phonics/ Spellings</b>	<b>Look Say Cover Write Check Grid</b>  Spelling words to practise throughout the week ready for dictations/quiz on Friday.  Words ending in the suffixes -ent, -ence, -ency  <p style="text-align: right;">Resource 1: Page 1</p>
<b>Reading</b>	<b>The Magic Pen</b>  <b>Task:</b> Read Chapter 1 then complete the Multiple Choice Questions  <p style="text-align: right;">Resource 2: Pages 2-4</p>
<b>Writing</b>	<b>The Emporium...</b>  Before completing, read Chapter 1 of The Magic Pen...  <b>Task:</b> Imagine you are in an emporium. Describe the weird and wonderful objects that surround you. Use the image provided and describe what you see (remember to use your expanded noun phrases). Imagine you have just walked into the emporium. What is the first thing you notice? Is the emporium well organised? What makes the emporium different to other shops you normally  

	<p>visit? Describe the various smells that would be lurking in the emporium. For example, you might get a whiff of sweet perfume or a pungent smell of stale sweat? Compare and contrast the various textures of some of the items you see. What is the most unusual object you can see? Write a detailed description of this object, what do you think this object is for? Imagine, like Bill, you are choosing a gift for someone, what would you choose? Why? Imagine the owner of the emporium has walked over to you. Describe the owner. Do they have an outrageous fashion sense? What is their hair like? What does their voice sound like? Are they scary or friendly?</p> <p style="text-align: right;">Resource 1: Page 1</p>
<b>Maths</b>	<p><b>White Rose Maths</b> Summer Term / Week 10</p> <p><b>Lesson 1:</b> TT Rockstars</p> <p style="text-align: right;">Maths Pack <a href="https://whiterosemaths.com/homelearning/year-6">https://whiterosemaths.com/homelearning/year-6</a> <a href="https://play.ttrockstars.com/auth/school/students">https://play.ttrockstars.com/auth/school/students</a></p>
<b>PSHE</b>	 <p><b>Preparing for transition to secondary school</b> Be Awesome Lesson – ‘Unlocking your mind’ Use the PowerPoint which allows you to explore what a Growth Mindset is. Complete the activities on the worksheet as it directs you to on the PowerPoint.</p> <p style="text-align: right;">Resource 3: Page 17</p>


## Day 2

<b>Phonics/ Spellings</b>	<p><b>Spelling Word Match-Up</b></p> <p>Adjectives ending in the suffix ‘-ent’ and how they become nouns ending in the suffixes ‘-ence’ or ‘-ency’. Can you match the correct noun or adjective to the correct sentence?</p> <p style="text-align: right;">Resource 4: Pages 18-19</p>
<b>Reading</b>	<p><b>The Magic Pen</b></p> <p><b>Task:</b> Read Chapter 2 and complete the Sequencing Activity</p> <p style="text-align: right;">Resource 5: Pages 20-21</p>
<b>Writing</b>	<p><b>Unexpected Stories...</b></p> <p>Before completing read Chapter 2 of The Magic Pen...</p>

	<p><b>Task:</b> Plan out two different stories on the following theme: unexpected. Think about everyday items, imagine something unexpected happening with one of these like your toothbrush talks to you or with the flick of a light switch a big bang occurs, causing a mini dinosaur to appear from behind a curtain... Or you may want to think about everyday situations: imagine something unexpected happening when you're doing normal things like walking to school or going to the shops or playing outside of your house! Remember to describe the characters, setting and make it clear to your reader the problem and the solution! These could be really funny!!</p> <p style="text-align: right;">Resource 5: Pages 20-21</p>
<b>Maths</b>	<p><b>White Rose Maths</b> Summer Term / Week 10</p> <p><b>Lesson 2:</b> TT Rockstars</p> <p style="text-align: right;">Maths Pack <a href="https://whiterosemaths.com/homelearning/year-6">https://whiterosemaths.com/homelearning/year-6</a> <a href="https://play.ttrockstars.com/auth/school/students">https://play.ttrockstars.com/auth/school/students</a></p>
<b>Art</b>	<p><b>Flipbook Animations</b></p>  <p>Follow the step by step instructions provided to help you create your own flipbook animations! Watch your drawings come to life!!</p> <p>You can create a flipbook about anything you like – let your imagination run wild! It may be your favourite sketches, your favourite school memory or even a little story you've thought up? If you find the instructions too difficult to follow, check out this super detailed video which shows and explains every single step!</p> <p style="text-align: right;"><a href="https://www.youtube.com/watch?v=Un-BdBSOGKY">https://www.youtube.com/watch?v=Un-BdBSOGKY</a> Resource 6: Pages 22-23</p>



## Day 3

<b>Phonics/ Spellings</b>	<p><b>Word Search</b></p> <p><b>Task:</b> Can you find this week's spelling words in the grid? Remember they may read forwards, backwards, upwards, downwards or even diagonally!</p> <p style="text-align: right;">Resource 7: Pages 24-25</p>
<b>Reading</b>	<p><b>The Magic Pen</b></p> <p><b>Task:</b> Read Chapter 3 and complete the Open Ended Questions</p> <p style="text-align: right;">Resource 8: Pages 26-28</p>

<b>Writing</b>	<p><b>The Magic Pen</b></p> <p>Before completing read Chapter 3 of The Magic Pen...</p> <p><b>Task:</b> If you had a magic pen what would you write down, what would be your greatest wish? How would people respond to you? Predict the problems your magic pen could cause too.</p> <p style="text-align: right;">Resource 8: Pages 26-28</p>
<b>Maths</b>	<p><b>White Rose Maths</b> Summer Term / Week 10</p> <p><b>Lesson 3:</b> TT Rockstars</p> <p style="text-align: right;">Maths Pack <a href="https://whiterosemaths.com/homelearning/year-6">https://whiterosemaths.com/homelearning/year-6</a> <a href="https://play.ttrockstars.com/auth/school/students">https://play.ttrockstars.com/auth/school/students</a></p>
<b>PSHE</b>	 <p><b>Preparing for transition to secondary school</b></p> <p>Be Awesome Lesson – ‘Lost but Not Lost’</p> <p><b>Task:</b> Use the PowerPoint which allows you to prepare for changes. Complete the activities on the worksheet as it directs you to on the PowerPoint.</p> <p style="text-align: right;">Resource 9: Pages 29-36</p>


## Day 4

<b>Phonics/ Spellings</b>	<p><b>Handwriting and Spelling Practise</b></p> <p>Practise this week’s spelling words whilst writing them out in your best cursive handwriting!</p> <p style="text-align: right;">Resource 10: Page 37</p>
<b>Reading</b>	<p><b>The Magic Pen</b></p> <p><b>Task:</b> Read Chapters 4 &amp; 5 then complete the SPaG Activity Worksheet</p> <p style="text-align: right;">Resource 11: Pages 38-42</p>

<b>Writing</b>	<p><b>Bill...</b> Before completing read Chapter 4 of The Magic Pen...</p> <p><b>Task:</b> Create an annotated diagram to describe Bill. Think about: his age; his family; his favourite food; his hobbies; his strengths; his weaknesses and use any similes you may feel necessary when describing these areas.</p>	 <p>Resource 11: Pages 38-42</p>
<b>Maths</b>	<p><b>White Rose Maths</b> Summer Term / Week 10</p> <p><b>Lesson 3:</b> TT Rockstars</p>	<p>Maths Pack</p> <p><a href="https://whiterosemaths.com/homelearning/year-6">https://whiterosemaths.com/homelearning/year-6</a> <a href="https://play.ttrockstars.com/auth/school/students">https://play.ttrockstars.com/auth/school/students</a></p>
<b>RE</b>	<p><b>Humanists and their key beliefs</b></p> <p><b>Task:</b> Read through the key belief cards and then use the template to create or create your own poster about Humanist's beliefs.</p>	 <p>Resource 12: Pages 43-46</p>

## Day 5

<b>Phonics/ Spellings</b>	<p><b>Dictations</b></p> <p><b>Task:</b> Ask an adult or household member to help read the sentences with the spelling word and you fill in the blanks – just like a spelling quiz at school. You can self-mark or ask an adult/household member to mark them with you.</p>	<p>Resource 13: Pages 47-48</p>
<b>Reading</b>	<p><b>The Magic Pen</b></p> <p><b>Task:</b> Read Chapter 6 and complete the Multiple Choice Questions</p>	<p>Resource 14: Pages 49-51</p>

<b>Writing</b>	<p><b>Book Review</b></p> <p><b>Task:</b> Now that you have finished reading The Magic Pen, use the template to write a review about the story.</p> <p style="text-align: right;">Resource 15: Page 52</p>
<b>Maths</b>	<p><b>Task:</b> TT Rockstars</p> <p style="text-align: right;"><a href="https://play.ttrockstars.com/auth/school/students">https://play.ttrockstars.com/auth/school/students</a></p>
<b>PSHE</b>	<div style="display: flex; align-items: flex-start;"> <div style="flex: 1;">  </div> <div style="flex: 2;"> <p><b>Plastic Free July</b></p> <p><b>Task:</b> Read through the Plastic Pollution PowerPoint and complete the worksheet by answering the questions.</p> <p>As a bit of fun also design your own bag for life, it can be any kind of bag you'd like: backpack; tote bag; bag in a pac; handbag etc, you may even want to design your own logo to brandish on the front to encourage people to help save the environment by cutting down on using single-use plastics!</p> <p style="text-align: right;">Resource 16: Pages 53-56</p> </div> </div>

Don't forget...Our science blog gives some brilliant things to try at home <https://grpsscienceblog.wordpress.com>

Listen to Journey to The River Sea on our school website read by your teachers! <http://gladstoneroadschool.co.uk/year-6-h/>

TT Rockstars <https://play.ttrockstars.com/auth/school/student>

Readtheory.org <https://readtheory.org/auth/login>

Charanga Music Lessons <https://charanga.com/yumu/login>

Take a photo and share your fantastic work with us – any single piece of it:

Email [intouch@gladstone.n-yorks.sch.uk](mailto:intouch@gladstone.n-yorks.sch.uk) with a picture & description (name, class, what you've done)

Use this direct link to the new 'Keeping in Touch' page on our school website to see your work being celebrated: <http://gladstoneroadschool.co.uk/keeping-in-touch/>