






### Day 1

<b>Spellings</b>	<b>Y5&amp;6 Statutory Spellings</b> <b>Task:</b> Complete the 'Look Say Cover Write Check' grid. Spelling words to practise throughout the week ready for dictations / quiz on Friday. <p style="text-align: right;">Spellings LSCWC Grid / Resource 1: Page 1</p>
<b>Reading</b>	<b>The Brain Activity</b> <b>Task:</b> Read Chapter 1 & 2, then complete the multiple-choice questions and sequencing activity comprehension activities. <p style="text-align: right;">The Brain Activity Chapter 1 / Resource 2: Pages 2-5 The Brain Activity Chapter 2 / Resource 3: Pages 6-8 Comprehension activities / Resource 4: Page 9</p>
<b>Writing</b>	<b>Nick's Diary</b> <b>Task:</b> Read Chapter 1 & 2 of The Brain Academy. Nick does not seem very impressed with his new school. He no longer has his phone, so he is not able to contact anyone to tell them how miserable he is feeling. Instead he decides to write about his first day in his diary. <p>Pretend you are Nick. Write about everything that has happened during your first day at Walter J Gadfly's Brain-Enhancing Academy. Remember to include details about how you are feeling and what you think about your fellow pupils.</p> <p style="text-align: right;">The Brain Activity Chapter 1 / Resource 2: Pages 2-5 The Brain Activity Chapter 2 / Resource 3: Pages 6-8</p>
<b>Maths</b>	<b>White Rose Maths</b> Summer Term / Week 7 <b>Lesson 1: Find a Rule</b> <b>TT Rockstars</b> <p style="text-align: right;">Maths Pack <a href="https://whiterosemaths.com/homelearning/">https://whiterosemaths.com/homelearning/</a> <a href="https://play.ttrockstars.com/auth/school/student">https://play.ttrockstars.com/auth/school/student</a></p>
<b>PSHE</b> 	<b>My Transition Booklet</b> <b>Task:</b> Over the next few weeks we know your mind will be wondering about finishing primary school and starting secondary school. <p>So, to get you thinking about it in a peaceful and calm manner rather than <b>FREAKING OUT</b> there are going to be some activities you can do to help you with the transition, this week will be all about you and your amazing self!</p> <p>Enjoy filling out the booklet and as you write your answers, enjoy realising how awesome you are!</p> <p style="text-align: right;">My Transition Booklet / Resource 5: Pages 10-11</p>

## Day 2


<b>Spellings</b>	<b>Alphabetise Activity</b>  Look at the groups of words and put them in alphabetical order. Remember to start with the first letter and work your way through the letters to compare!  <i>Alphabetise activity / Resource 6: Page 12</i>
<b>Reading</b>	<b>The Brain Activity</b>  <b>Task:</b> Read Chapter 3 and complete the Spelling, Punctuation and Grammar activity.  <i>The Brain Activity Chapter 3 / Resource 7: Pages 13-15</i> <i>SPaG activity / Resource 8: Page 16</i>
<b>Writing</b>	<b>Persuade Me to Send My child to The Brain Academy</b>  <b>Task:</b> Read Chapter 3 of The Brain Academy. Nick's parents thought that the Walter J Gadfly Brain-Enhancing Academy was an excellent choice of school for their son. They probably flicked through a glossy brochure or leaflet that described the facilities and unusual activities.  Create your own leaflet to persuade parents to send their children to the academy. Use the persuasive writing checklist to ensure you make it the most persuasive you can!  <i>The Brain Activity Chapter 3 / Resource 7: Pages 13-15</i> <i>Persuasive Text Features / Resource 9: Page 17</i>
<b>Maths</b>	<b>White Rose Maths</b> Summer Term / Week 7  <b>Lesson 2:</b> Forming expressions  <b>TT Rockstars</b>  <i>Maths Pack</i> <a href="https://whiterosemaths.com/homelearning/">https://whiterosemaths.com/homelearning/</a> <a href="https://play.ttrockstars.com/auth/school/student">https://play.ttrockstars.com/auth/school/student</a>
<b>Science</b>  	<b>Blobs in a Bottle (Lava Lamp Experiment) ~ A WHOLE LOAD OF FUN!</b>  Try this experiment to not only learn about liquid density but to create your own wonderfully whizzy lava lamps!  Follow the instructions on the attached information sheet and watch your wonderful creation come to life. The resources state you need a soda bottle but a glass jar or cup works just as well, it also says you need a fizzy tablet – a vitamin tablet or just regular salt also works!  There are some questions at the bottom of the sheet should you wish to put your scientist caps on and really truly think about the effect on the variables (things included)! Have fun!  You can also send in photos of your experiment to your teachers or to school – see how at the bottom of this document!  <i>Blobs in a Bottle / Resource 10: Page 18</i>

## Day 3

<b>Spellings</b>	<b>Word Shape Puzzle</b> Fit each of this week's spelling words into its corresponding shape puzzle. <p style="text-align: right;"><a href="#">Word Shape Puzzle / Resource 11: Page 19</a></p>
<b>Reading</b>	<b>The Brain Activity</b> <b>Task:</b> Read Chapter 4 and complete the Spelling, Punctuation and Grammar activity. <p style="text-align: right;"><a href="#">The Brain Activity Chapter 4 / Resource 12: Pages 20-22</a> <a href="#">SPaG activity / Resource 13: Page 23</a></p>
<b>Writing</b>	<b>Escape</b> <b>Task:</b> Read Chapter 4 of The Brain Academy. Nick and Natalie tried to escape from Walter J Gadfly's Brain-Enhancing Academy. <p>Can you write about a time that you have tried to escape or run away? Why were you running away? Maybe you tried to run away from your parents because they were annoying you, or perhaps you managed to escape from a group of children in the playground. Try to remember how it felt just before you made your break for freedom and how it felt to be on the run from whoever was chasing you. Was your escape plan successful?</p> <p style="text-align: right;"><a href="#">The Brain Activity Chapter 4 / Resource 12: Pages 20-22</a></p>
<b>Maths</b>	<b>White Rose Maths</b> Summer Term / Week 7 <b>Lesson 3: Substitution</b> <b>TT Rockstars</b> <p style="text-align: right;"><a href="#">Maths Pack</a> <a href="https://whiterosemaths.com/homelearning/">https://whiterosemaths.com/homelearning/</a> <a href="https://play.ttrockstars.com/auth/school/student">https://play.ttrockstars.com/auth/school/student</a></p>
<b>Geography</b>	<b>London Landmark Map</b>  <b>Task:</b> Use the detailed Map of London and 16-point compass to answer the questions about the London Landmarks. Hopefully you'll enjoy exploring London, despite it being on a map rather than in real-life. <p style="text-align: right;"><a href="#">London Map / Resource 14: Page 24</a> <a href="#">London Landmarks Q&amp;A's / Resource 15: Pages 25-26</a></p>



## Day 4

<b>Spellings</b>	<b>Word Search Activity</b> <b>Task:</b> Find and circle this week's 10 spelling words. They run up, down, across, and diagonally. <p style="text-align: right;"><a href="#">London Map / Resource 16: Page 27</a></p>
<b>Reading</b>	<b>The Brain Activity</b> <b>Task:</b> Read Chapter 5 and complete the multiple-choice comprehension activities. <p style="text-align: right;"><a href="#">The Brain Activity Chapter 5 / Resource 17: Pages 28-30</a> <a href="#">Comprehension activities / Resource 18: Page 31</a></p>

<b>Writing</b>	<p><b>Write an Alternative Version</b></p> <p><b>Task:</b> Read Chapter 5 of The Brain Academy. Have a think about what would have happened to Natalie and the other characters if the Walter J Gadfly's plan had been successful. Pretend that the brain fusion had been successful. What amazing, or even dangerous, events might Natalie have been involved in? How about the other four pupils? What would life have been like for them? Write an alternative version should this have been successful.</p> <p style="text-align: right;"><a href="#">The Brain Activity Chapter 5 / Resource 17: Pages 28-30</a></p>
<b>Maths</b>	<p><b>White Rose Maths</b> Summer Term / Week 7</p> <p><b>Lesson 4:</b> Solve simple one step equations</p> <p><b>TT Rockstars</b></p> <p style="text-align: right;"><a href="#">Maths Pack</a> <a href="https://whiterosemaths.com/homelearning/">https://whiterosemaths.com/homelearning/</a> <a href="https://play.ttrockstars.com/auth/school/student">https://play.ttrockstars.com/auth/school/student</a></p>
<b>History</b> 	<p><b>London Landmarks Then and Now</b></p> <p><b>Task:</b> Complete the London Landmark Matching Cards by matching the image to the name to the historical information about the landmark. Cut and match the name, with the image and historical details.</p> <p>Then read the information about 'London Landmarks Then and Now,' it explains how London has developed over time. Then answer the question to reflect on the historical changes.</p> <p style="text-align: right;"><a href="#">London Landmark Matching Cards / Resource 19: Page 32</a> <a href="#">London Landmarks Then and Now/ Resource 20: Pages 33-39</a></p>

## Day 5

<b>Spellings</b>	<p><b>Dictations</b></p> <p><b>Task:</b> Ask an adult or household member to help read the sentences with the spelling word and you fill in the blanks – just like a spelling quiz at school. You can self-mark or ask an adult/household member to mark them with you.</p> <p style="text-align: right;"><a href="#">Dictation / Resource 21: Page 40</a></p>
<b>Reading</b>	<p><b>The Brain Activity</b></p> <p><b>Task:</b> Read Chapters 6 and 7, then complete the Open-Ended Questions (remember to use evidence from the text to justify your answers.)</p> <p style="text-align: right;"><a href="#">The Brain Activity Chapter 6 / Resource 22: Pages 41-43</a> <a href="#">The Brain Activity Chapter 7 / Resource 23: Pages 44-46</a> <a href="#">Opened-Ended Questions / Resource 24: Page 47</a></p>
<b>Writing</b>	<p><b>Comparing Characters...</b></p> <p><b>Task:</b> Read Chapters 6 &amp; 7 of The Brain Academy. At the beginning of the story Nick and Natalie appeared to be quite similar. They were both determined to escape and shared a dislike of the academy. We now know that they have very different personalities.</p> <p>Compare the two characters. Fold a piece of paper into three, use a space to write about Nick and a space to write about Natalie. Use the third space to write about similarities between the two characters. Are you similar to either character? How?</p>

<b>Maths</b>	<b>TT Rockstars</b> <a href="https://play.ttrockstars.com/auth/school/student">https://play.ttrockstars.com/auth/school/student</a>
<b>PSHE</b> <b>DT</b>  	<b>World Music Day</b> (Sunday 21 <sup>st</sup> June) <b>Task:</b> To celebrate World Music Day can you make your own musical instrument out of recycled materials you find around the home (toilet roll tubes/shoe boxes/cereal boxes/paper/string/elastic bands/rice/tins etc...)? Once you've made it see if it can function like a real instrument and try to play your favourite song on it! You could even invent a game – like 'Name that tune' and play with your family (play a short piece of a song on your instrument and see if your family can guess which song it is)! Send in photographs of your musical instruments to school so we can celebrate your amazing work together!

Don't forget...Our science blog gives some brilliant things to try at home

<https://grpsscienceblog.wordpress.com>

Listen to Journey to The River Sea on our school website read by your teachers!

<http://gladstoneroadschool.co.uk/year-6-hl/>

TT Rockstars

<https://play.ttrockstars.com/auth/school/student>

Readtheory.org

<https://readtheory.org/auth/login>

Charanga Music Lessons

<https://charanga.com/yumu/login>

Make sure you take a photo and share your work with everyone on our 'Keeping in Touch' page on our school website. Email a picture & description including name, class, what you've done.

[intouch@gladstone.n-yorks.sch.uk](mailto:intouch@gladstone.n-yorks.sch.uk)

See your work being celebrated here!

<http://gladstoneroadschool.co.uk/keeping-in-touch/>