



## Tour the Rockies!



The longest, oldest and iciest mountain system in North America. Everything about these mountains is impressive! Awe-inspiring emerald lakes, soaring, snowy peaks and wonderful wildlife, including the not-so-cuddly grizzly bear, guarantee a trip you'll never forget.

Found in western North America, the Rockies stretch all the way from western Canada over the border into the USA. The Rockies are 4,800 km (3,000 miles) long.

Don't believe us? Check a map!



*The Rockies are in North America.*

### KEY FACTS : THE ROCKIES

#### **They're high!**

Their highest peak is Mount Elbert in Colorado, USA. It is 4,401 metres (14,440 feet) high. That's like three of Scotland's Ben Nevis Mountain balanced on top of each other, and a bit more.

#### **They're old!**

At 76 million years old, they must be about a million times older than your grandparents!

#### **There are fourteen different National Parks**

Much of the remaining wilderness areas of the Rockies are protected – they're National Parks, both in Canada and the USA. Parks save wildlife habitats from development.



*The Rockies are home to the grizzly bear.*



*Mount Elbert (USA) is the highest peak in the Rockies.*

## HIGHLIGHTS OF THE CANADIAN ROCKIES

Five National Parks mean the Canadian Rockies provide year-round attractions for all the family. If you want to stay active, you can kayak, hike, cycle or fish here in the summer. Skiing, skating, dogsledding and ice-climbing are all sports you can try in the Canadian Rockies when temperatures fall.

### National Parks

- Banff
- Jasper
- Kootenay
- Waterton
- Yoho

Tourist-friendly maps and trails make finding your way in the Canadian Rockies easy.

### KEY WORDS:

glacier  
habitat  
icefield  
mountain system  
national park  
shrinking  
wilderness  
wildlife

## Why not visit...



### Banff National Park

#### A lake location with the 'wow' factor

The blue-green waters of Lake Louise have enchanted visitors for many, many years. It was named after one of Queen Victoria's daughters (the mountain at the head of the lake is Mount Victoria). Canoeing and kayaking are popular but come in winter and you might find yourself ice-fishing or ice skating on the lake.

### Jasper National Park

#### Take to the ice for breath-taking views

Climb to the edge of the Columbia Icefield - it's a must-see, a unique icy wilderness. The Athabasca is the most visited glacier in North America.

Travel in comfort, catch the Snow Coach from the town of Banff. It has been specially-designed for off-road transport: it's all-wheel drive to give it more power; and with six extra-large wheels it can scale even the most slippery of slopes!

The Athabasca Glacier is just one of the glaciers fed by the amazing Columbia Icefield. The icefield covers hundreds of square miles - it's almost three times the size of the Canadian city of Vancouver!

#### Going, going, gone!

The Athabasca Glacier is shrinking. Overall, it has shrunk more than one and half kilometres in length over the past 125 years and lost over half of its volume. Recent melting, due to global warming, means there may be no Athabasca Glacier left to visit. Do come to see it soon!

To find out more, book travel and accommodation today, go to: [www.rockiesparadise.odd](http://www.rockiesparadise.odd)



Ice-skate Lake Louise National Parks



White-water rafting fun!



Backcountry trails attract hikers in Banff National Park



Visit the Athabasca Glacier (Canada)





**Observer Odd needs your help!**

His mission is to write a report on the facts presented in *Tour the Rockies!* Answer the questions below in full sentences so that he can use the information in his report.

1. Where are the Rockies located?

---



---

2. Why are many parts of the Rockies protected?

---



---

3. Make a list of the activities you can do in the Rockies. Put them into a table, with one column labelled 'summer' and another column labelled 'winter'.

4. What is a 'habitat'? Can you use this word in a sentence?

---



---



---

5. Find an example of alliteration in the text.

---

**GO ONLINE:**

Play the mountains Umbuzo quiz or read more about the Rockies by visiting [oddizzi.com](http://oddizzi.com) - Physical Features - Mountains - Case Studies - The Rockies.


**Observer Odd needs your help!**

His mission is to write a report on the facts presented in *Tour the Rockies!* Answer the questions below in full sentences so that he can use the information in his report.

1. Where are the Rockies located?

Western North America (Canada and USA).

2. Why are many parts of the Rockies protected?

To save wildlife habitats from development.

3. Make a list of the activities you can do in the Rockies. Put them into a table, with one column labelled 'summer' and another column labelled 'winter'.

Summer	Winter
Canoeing	Ice-fishing
Kayaking	Ice-skating
Hiking	Skiing
Cycling	Snowboarding
Fishing	Dogsledding
Swimming	Ice-climbing

4. What is a 'habitat'? Can you use this word in a sentence?

Habitat: the natural home or environment of an animal or plant.

E.g. The grizzly bear's natural habitat is the Canadian Rockies.

5. Find an example of alliteration in the text.

... soaring, snowy peaks. ...wonderful wildlife.

**GO ONLINE:**

Play the mountains Umbuzo quiz or read more about the Rockies by visiting [oddizzi.com](http://oddizzi.com) - Physical Features - Mountains - Case Studies - The Rockies.




**Inspector Izzi has a new job and needs a hand!**

Her task is to write a detailed analysis of *Tour the Rockies!* She needs you to help her read 'between the lines' and answer the questions below in full sentences.

6. What sort of person is this brochure aimed at? Why do you think so?

---

---

---

7. Is this text fiction or non-fiction? How do you know?

---

---

---

8. Do you know of any other places or animals that are protected? If so, why are they protected?

---

---

---

9. If you were to visit the Rockies, what time of year would you visit? Why?

---

---

**EXTRA MISSIONS:**

1. Using the information in this brochure, write the script for a 30-second radio advert for the Rockies.
2. Write an acrostic poem entitled *Rockies*.
3. Create an advert using online resources, for example smore.com, for the Rockies.


**Inspector Izzi has a new job and needs a hand!**

Her task is to write a detailed analysis of *Tour the Rockies!* She needs you to help her read 'between the lines' and answer the questions below in full sentences.

6. What sort of person is this brochure aimed at? Why do you think so?

Answers will vary.

7. Is this text fiction or non-fiction? How do you know?

Non-fiction

Provides facts about the Rockies.

8. Do you know of any other places or animals that are protected? If so, why are they protected?

E.g.: The Amazon rainforest, Antarctica, tigers, polar bears, giant pandas, sea turtles, orangutans, elephants, chimpanzees, rhinos, gorillas, bonobos, pacific salmon, amur leopards, jaguars etc.

Why? To conserve natural habitats, promote biodiversity, help humans (resources for new medicines), because they are endangered, etc.

9. If you were to visit the Rockies, what time of year would you visit? Why?

Answers will vary.

**EXTRA MISSIONS:**

1. Using the information in this brochure, write the script for a 30-second radio advert for the Rockies.
2. Write an acrostic poem entitled *Rockies*.
3. Create an advert using online resources, for example smore.com, for the Rockies.

spent a lot of time looking! This sort of poem is another list poem but it is about real things. I called it eye spy because of the old game.

*Listen to an audio recording of the poem below here:*

<https://soundcloud.com/talkforwriting/i-spy/s-WajErv4pAk5>

### 6 things that eye spy

Eye spy a shadow shifting by the Buddleia butterfly bush.

Eye spy sunlight slicing through the fencing.

Eye spy the way buses shudder as they pull up at the bus stop.

Eye spy John the postman's footsteps as he paces Silver Street.

Eye spy the tiniest red money spiders crazily wandering on the red brick wall.

Eye spy the rusted sign on Sharky's Chippie creak and squeak when the wind blows.

Notice how I have named things. Complete the spaces in these sentences, checking how I named each item. The first is done for you:

I didn't write 'bush', I wrote 'Buddleia butterfly bush'.

I didn't write 'the postman', I wrote .....

I didn't write 'the road', I wrote .....

I didn't write 'spiders', I wrote .....

I didn't write 'the chip shop', I wrote .....

When you are writing, you can make things sound more real and build the picture for the reader by naming things.

**Writing tip:** Try to name things so don't write about a flower but name it, e.g. a poppy, daisy or rose. Naming things helps the reader to see what you are writing about. You are trying to notice details, bring them alive for the reader and make them sound real.

### I didn't know I'd miss

Lots of children have been at home for a long time now. Some have still been going to school but it has been different. What are the things that you have missed? Some of them might surprise you. Write a list poem



about the things that you didn't know you would miss. This is an example written by Tina who lives in Salford. She has been missing lots of things about school.

Listen to an audio recording of this poem here:

<https://soundcloud.com/talkforwriting/didnt-know/s-M7Rqv1VrhKV>

I didn't know I'd miss -  
the hum of everyone in assembly  
and the joyful sound of us singing together.

I didn't know I'd miss -  
Miss Wood on the flipchart writing up our ideas  
as we make up a story together  
and the room is alive with creativity.

I didn't know I'd miss -  
meeting with my friends each morning,  
even when the playground was cold.

I didn't know I'd miss -  
showing the little ones how to read  
and help my friends with tidying up the class.

I didn't know I'd miss -  
my pencil case with all my pencils  
and the smell of the inside of my school bag.

I didn't know I'd miss -  
finding a new book that I love from the class library.

I didn't know I'd miss -  
school dinners, especially  
the thick layer on top of custard.

By Tina

**Writing tip: Make a short list of things that you have missed. Make them real things that matter to you and you look forwards to going back to. Then take each one in turn and add to the idea so that reader understands what you are missing.**

## Wishes

The lists about things that you have missed are like wishes. In this writing idea, you can contrast things that you really want to do with things that sound fancy but actually you can do without. For instance, I don't have to travel to the Caribbean but I wouldn't mind a trip to Weston-super-Mare. I don't have to travel in a limousine but I wouldn't mind a bike ride down to the shops.

Make a list of a few simple things that you'd like to do but haven't been able to do. Then add in some contrasts. Here is my list.

*You can listen to an audio recording of this poem here:*

<https://soundcloud.com/talkforwriting/wishes/s-h8IK9mqHnXj>

I don't need to be on Caribbean island with turquoise seas but  
I do wish that I was walking along the canal path in Stroud, where a  
kingfisher zips by in a sudden electric blue fizz, a fistful of  
feathered energy.

I don't need to be at the top of Everest, planting the Union Jack  
but I do wish I could climb Strawberry Banks where the speckled  
woods, small blues, orange tips and brimstone butterflies flutter  
like frail candle flames.

I don't need to sit in the Ritz, eating lobster thermidor but  
I do wish I could drop into Fat Toni's for a slice of fresh pepperoni  
pizza with gooey cheese, tomatoes and basil with a can of cold  
lemonade.

I don't need to go for a trip to Bristol zoo to check out the  
penguins, listen to the howler monkeys or watch the grumpy camels  
or elegant giraffes stretch their spotted necks but  
I do wish I that I could visit my aged Aunt to chatter with her  
dogs, whose greeting is always full on energy, the air alive with  
yapping and barking.

I don't need to win the lottery or rob a bank but  
I do wish I could catch the village bus into town and mooch about  
the bookshop, checking new titles and then wander over to  
Moonshine's for a snack.

I don't need to own the crown jewels, drive a Lamborghini or get  
into the Guinness book of world records but  
I wouldn't mind being able to buy a Winstone's icecream from the  
van up on Minchinhampton Common, watch the kites being flown and  
the hang gliders drift with the wind.

Yes I don't need much but  
I am storing up all the good ordinary things  
That once were everyday  
But now have become  
My special things.

© Pie Corbett 2020

We tried this idea out on RadioBlogging.net and here is a poem by one  
of the children. I like the way that the poet has named things – *Bailey*,  
*Beacon Hill*. The writing pattern using the word *but* to introduce the  
contrast is a simple but very effective way to write your list down.

### Wishes

I don't want to go to a faraway island,  
but I do wish I could go camping with my family.  
I don't want to climb Mount Everest,  
but I do wish I could go up Beacon Hill, and look for fish in the  
pond, and climb up a tree.  
I don't want to eat at a fancy restaurant,  
but I do wish I could get ice cream with a friend.  
I don't want to see lions roaring, monkeys up trees, and  
giraffes munching leaves,  
but I do wish I could stroke my friend's dog, Bailey.  
I don't want to buy the contents of the shopping centre,  
but I do wish I could wander round a bookshop.

**Writing tip:** write about real things that matter to you and things that  
you are really looking forwards to experiencing again. These can be  
quite small things that in the past we didn't think much about. Now,  
they may be things that you are longing to do.



## A quick warm up before reading on ...

- ★ Have a look at a few of the words and phrases below. They are  
all in my poem below but I have mixed them up!
- ★ What does it make you think about?  
There are no right or wrong answers – just good ideas!
- ★ Write down or draw some of your ideas, memories and thoughts.
- ★ What do you think this poem might be about?

*soft sand*  
Before shrieking  
sighs and smiles  
*swings and sways*  
No one swings shouting  
*slithers* After *Steel springs squeak*  
thump, thump, thump down the slide  
*a sign arrives* *Steel saucepans* watches and waits  
window of hope  
*Red. Orange. Yellow. Green ...* *wooden spoons*  
Weekly street clapping squealing  
© Talk for Writing  
rope swing giggles

## Lockdown

In March 2020 the world changed. Coronavirus arrived and we were all told to stay safe and stay at home. They called it **lockdown**.

Suddenly, many of us were doing our schoolwork at home without our teacher. A lot of the things we used to enjoy doing like playing with our friends, visiting our family, going shopping or eating at a favourite café all stopped.



I thought about all the things we used to do before the lockdown and it got me thinking about doing some writing to describe some of the changes and how I felt about them.

Every day, I walk past a playground called Cawston Park. There are usually lots of children playing. Now there is a sign on all the equipment and the gate has been locked. The park has been closed. I thought about the park before the lockdown, about how different it was now without the children enjoying themselves.

I also thought about the changes in the houses where many children were now doing their schoolwork, or not, with their family.

The world will get back to normal and we will all go to play in the park again.

My list poem tries to share some of my thoughts and feelings about the lockdown and the changes. I have called it Lockdown Park.

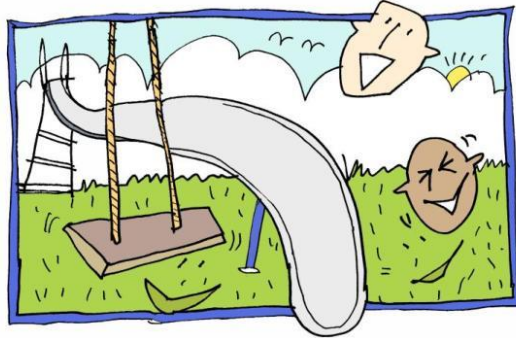
Now let's read my poem ...

You can listen to an audio recording of this poem here:

<https://soundcloud.com/talkforwriting/lockdown/s-BWLqMEakDip>

## Lockdown Park

Cawston Park watches  
and waits.  
Suddenly, squealing  
children enter, laughing.  
The rope swing giggles  
The slide smiles.  
The trampoline **tenses**.  
A child **clutches** the  
thick, **frayed** rope and  
swings and sways over the soft sand, shrieking.



Another child skids down the slide, grinding to a sudden halt.  
The gentle thump, thump, thump of a distant trampoline  
provides a steady heartbeat.  
Steel springs squeak in **rhythm**, providing a welcome tune.  
Cawston Park sighs and smiles.

Lockdown Park watches and waits.  
Suddenly, a sign arrives with **shackles**.  
No squeals. No laughter. No children.  
The rope swing stares.  
The slide glares.  
The trampoline **slackens**.  
No one clutches the thick, frayed rope.  
No one swings and sways over the soft, yellow  
sand.  
No steady heartbeat. No squeaky tune.  
Empty, Lockdown Park **scowls** and **frowns**.





The house watches and waits.  
Suddenly, a child enters squealing and laughing.  
The TV stares.  
The mat smiles.  
The table **awaits**.  
A child stretches and strains, watching TV PE.  
Weekly street clapping provides a new heartbeat.

Steel saucepans and wooden spoons provide a new clanging  
tune.  
A child clutches an **array** of thick, coloured crayons and  
creates.  
Red. Orange. Yellow. Green...  
Something to display in the window of hope.

Lockdown Park











watches and waits.

## What do the words mean?

★ Re-read *Lockdown Park*. The words below are in bold. See if you can match the word to similar words. **I have done one for you.**

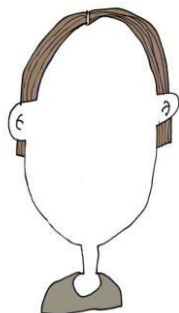
★ If you are stuck, you could ask someone else in your home, use a dictionary or the internet.

Target Word	Similar matching words 'synonyms'	Picture clue
tenses	worn tatty ragged	
clutches	'dirty look' grimace glare glower	
frayed	becomes edgy/jumpy	
shackles	relaxes loosen	
rhythm	beat pattern	
slackens	grabs grip grasp	
scowls frowns	selection group of collection	
awaits	waits for expects	
array	chains locked	

## What words and ideas do you remember?

- ★ *Listen again to the poem being read aloud a few times using this link.*

<https://soundcloud.com/talkforwriting/lockdown/s-BWLqMEakDip>



Try and picture the park and the house in your head.

Tip: Try closing your eyes when you listen.

Without reading the poem again, quickly say out loud any words or ideas that you can remember. Now write them down or draw some pictures.

*When I listen to the poem, these are the words and ideas I remember ...*



---

---

---



*When I listen to the poem, these are the ideas that came into my head about what lockdown has meant to me:*

---

---

---



What did the poem make you think about?

Tip: Try and use the word because to develop your ideas.

1. What did you like about the poem?

*I liked the part where ...* *because ...*

---

---

2. What surprised you?

*I was surprised when ...* *because*  
...

---

---

3. What did the poem make you think about?

*The poem made me think about...* *because*  
...

---

---

What do think this poem is really about?

Underline the answer that you think is the best fit.

Playing in the park.  
How our world has changed.

A lonely, miserable park.  
Happy TVs and mats.

## Even closer reading!

- ★ For those up for a challenge, let's really slow it down and re-read the poem and play...

### The sound game

I tried to choose some of the words carefully thinking about the sound they make when I read them aloud.

Read the poem out loud and listen very carefully to the sounds the words make. You could also listen again to me reading the poem out loud as you trace the poem with your finger.

## Activity - Spot the alliteration!

When words that are close together start with the same sound, it's called alliteration. It helps make images stand out. For example,

The **s**lide **s**miles.

The '**s**' sound is used at the start of both words – **s**lide and **s**miles.



Underline the alliteration (words that are close together that have the same sound at the start) in the first two verses below:

Lockdown Park

Before

Cawston Park watches and waits.

Suddenly, squealing, children enter, laughing.

The rope swing giggles.

The slide smiles.

The trampoline tense

Another child skids down the slide, grinding to a sudden halt.

The gentle thump, thump, thump of a distant trampoline  
provides a steady heartbeat.

Steel springs squeak in rhythm, providing a welcome tune.

Cawston Park sighs and smiles.

## Let's get creative! The personification game

In the poem objects in the park have been brought to life by giving them human emotions and actions. This is called **personification**. For example,

The *slide smiles*.

The slide is not really smiling. The writer has made the slide *seem* like it is alive by making it do what the people do – people smile!

Let's make two lists. Try and add in at least 5 more examples.

1. List things you find in a playground or park (nouns)	2. List things you do (verbs) Tip: try words for 'look' or 'said'
<i>swing</i> <i>slide</i> <i>trampoline</i> <i>grass</i> <i>bench</i> <i>see-saw</i> <i>climbing frame</i> <i>?</i>	<i>laugh</i> <i>giggle</i> <i>dance</i> <i>sing</i> <i>moan</i> <i>scream</i> <i>whisper</i> <i>chant</i> <i>stare</i> <i>?</i>

Now choose one word from each list and put them together to make a sentence that brings the park to life!

For example,

The swings *giggled*.

The trampoline *chanted* a bouncy tune.

The grass *whispered* secrets.



\_\_\_\_\_

\_\_\_\_\_

\_\_\_\_\_

\_\_\_\_\_

\_\_\_\_\_

\_\_\_\_\_

\_\_\_\_\_

\_\_\_\_\_

\_\_\_\_\_

\_\_\_\_\_



## 3a: Muscles

## Investigation

**Muscles and moving****Learning Objectives****SGM4A7A** - that animals with skeletons have muscles attached to the bones**SGM4A7B** - that a muscle has to contract (shorten) to make a bone move**SGM4A7C** - that muscles act in pairs

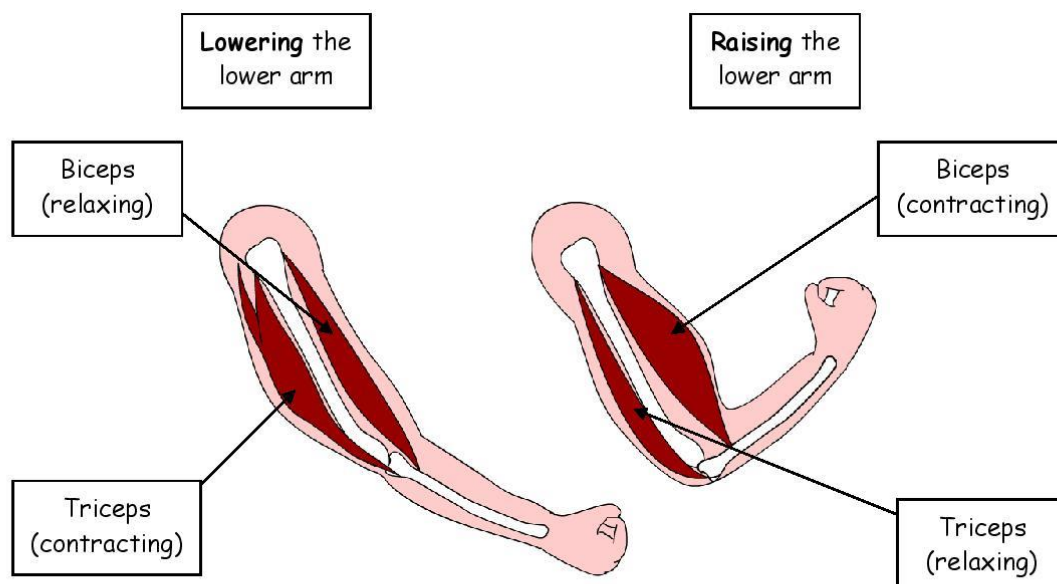
Although the bones in your arms are not flexible, you can still bend your arms. This is because each arm contains more than one bone and you can bend them where the bones meet. The places where the bones meet are called **joints**. Your knees and elbows are joints.

**Muscles** are parts of your body that move the other parts of your body. All your bones have muscles connected to them; it is the muscles that move the bones. Muscles work in pairs and can only pull the bones - they cannot push them. The arm has a muscle that flexes (bends) the lower arm called the **biceps**, and a muscle that extends (straightens) it called the **triceps**.



When the muscle **contracts** (pulls), it gets fatter, shorter and harder.

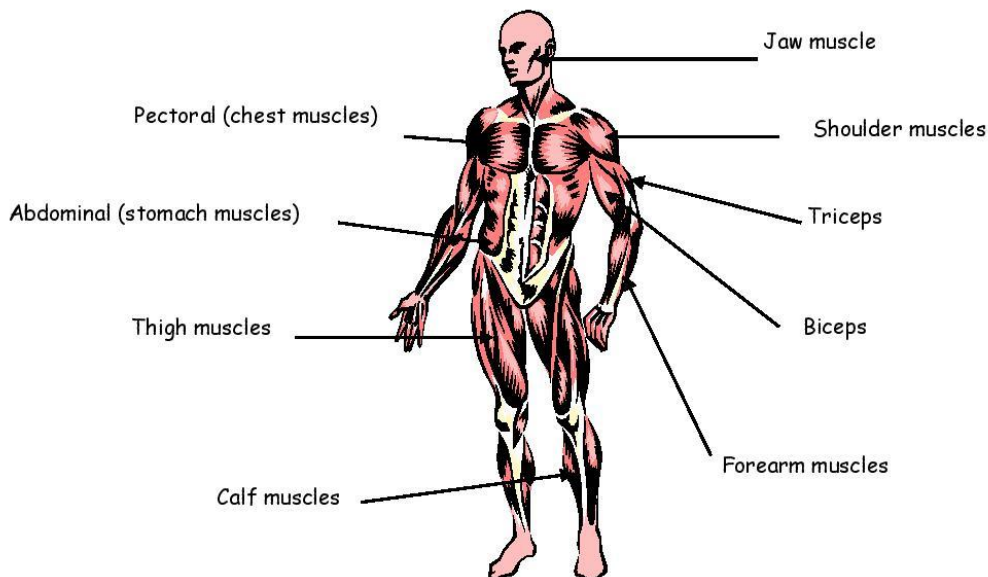
Move your arm up and down by flexing and relaxing the triceps and the biceps. See if you can feel and observe these muscles flexing and relaxing. Copy the diagram below into your books to show how the biceps and triceps move your lower arm.



For muscles to work properly, they need a good supply of **oxygen**. The **heart** pumps blood, which carries oxygen to the muscles. The harder your muscles work, the more blood and oxygen they need. The heart pumps faster and you breathe much more quickly when you are exercising.

- 1) Write down the name of the joints in your arms and in your legs.
- 2) What do all muscles do?
- 3) What do muscles connect to?
- 4) Name the two muscles that bend and extend the lower arm.
- 5) What do muscles need for them to work properly?
- 6) What happens to the muscles during exercise?
- 7) Investigate the muscles you use every day by completing the chart on the next page.

### Some of the body's main muscle groups



Exercise/activity	Muscles used
Walking	
Having a drink	
Playing tennis	
Eating lunch	
Swimming	
Standing up	
Picking something up	

### 3b. Sorting skeletons



## Sorting Skeleton Types

I can sort animals based on their skeletons.



Cut out and stick the animals based on the type of skeleton they have.
















Endoskeleton	Exoskeleton	Hydrostatic Skeleton





**Remember:**

- Endoskeleton means the skeleton is on the inside.
- Exoskeleton means the skeleton is on the outside.
- Hydrostatic skeleton means the animal has no bones.

				
elephant	tortoise	slug	butterfly	human
				
jellyfish	mouse	worm	goldfish	lobster
				
ant	prawn	beetle	killer whale	fox



# Sorting Skeleton Types

I can sort animals based on their skeletons.



Cut out and stick the animals based on the type of skeleton they have.

Endoskeleton	Exoskeleton	Hydrostatic Skeleton

What other animals have endoskeletons? \_\_\_\_\_

What other animals have exoskeletons? \_\_\_\_\_

What other animals have hydrostatic skeletons? \_\_\_\_\_













planit



**Remember:**

- Endoskeleton means the skeleton is on the inside.
- Exoskeleton means the skeleton is on the outside.
- Hydrostatic skeleton means the animal has no bones.

				
elephant	tortoise	slug	butterfly	human
				
jellyfish	killer whale	ant	beetle	lobster



# Sorting Skeleton Types

I can sort animals based on their skeletons.



Cut out and stick the animals based on the type of skeleton they have. Then write down one pro (positive) and one con (negative) for each type of skeleton.











Endoskeleton		Exoskeleton		Hydrostatic Skeleton	
Pro	Con	Pro	Con	Pro	Con





**Remember:**

- Endoskeleton means the skeleton is on the inside.
- Exoskeleton means the skeleton is on the outside.
- Hydrostatic skeleton means the animal has no bones.

				
elephant	tortoise	slug	butterfly	human
				
jellyfish	killer whale	ant	beetle	lobster


















# Answers - Sorting Skeleton Types

I can sort animals based on their skeletons.



Cut out and stick the animals based on the type of skeleton they have.

Endoskeleton	Exoskeleton	Hydrostatic Skeleton
 elephant	 lobster	 jellyfish
 human	 prawn	 worm
 mouse	 tortoise	 slug
 killer whale	 ant	
 goldfish	 beetle	
 fox	 butterfly	













# Answers - Sorting Skeleton Types

I can sort animals based on their skeletons.



Cut out and stick the animals based on the type of skeleton they have.

Endoskeleton	Exoskeleton	Hydrostatic Skeleton
 elephant	 lobster	 jellyfish
 human	 butterfly	 slug
 goldfish		
 fox		
 killer whale		
	 tortoise	

What other animals have endoskeletons? **dolphins, horses, dogs**

What other animals have exoskeletons? **spiders, snails, crabs**

What other animals have hydrostatic skeletons? **slugs and sea urchins**













# Answers - Sorting Skeleton Types

I can sort animals based on their skeletons.

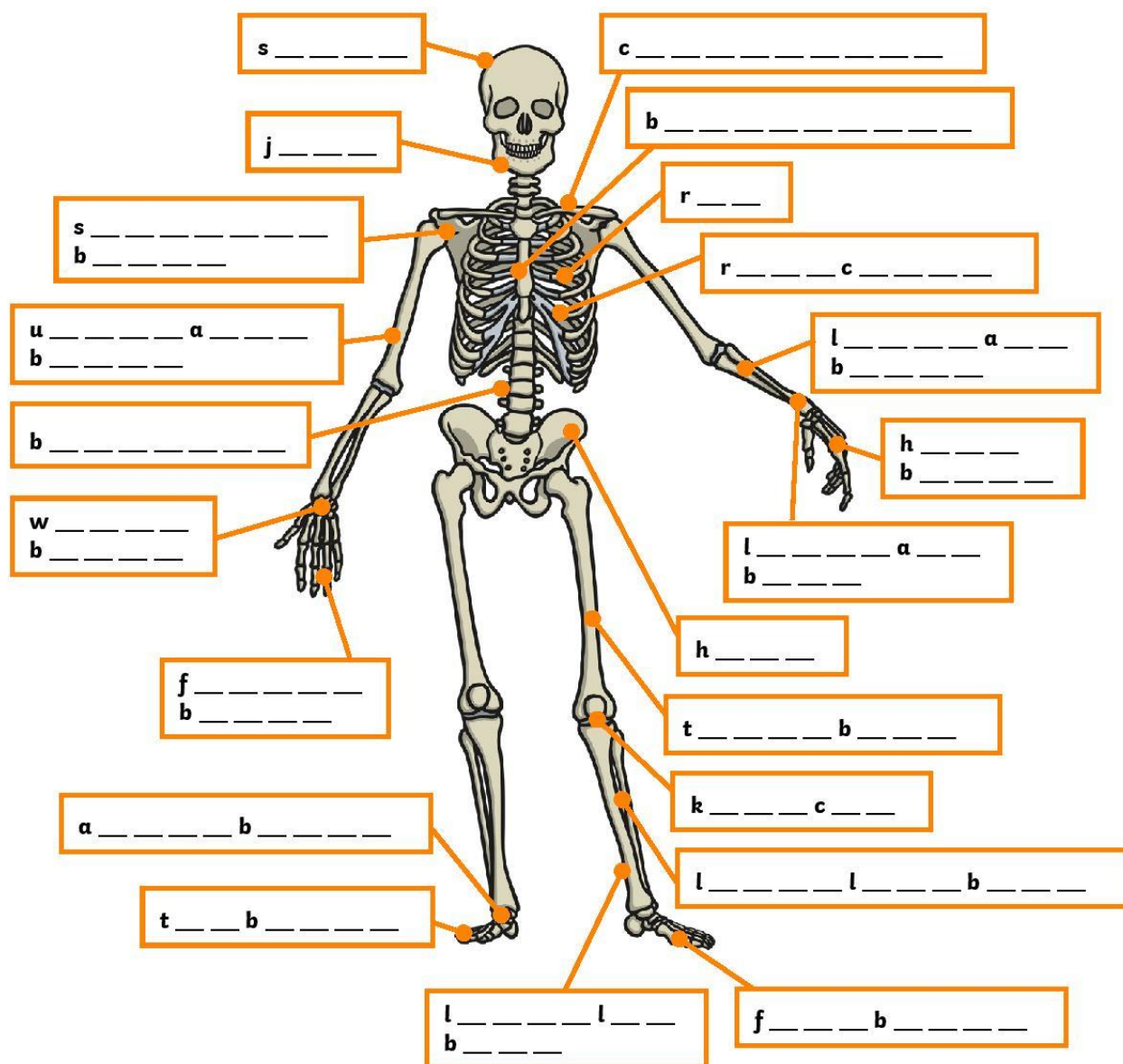


Cut out and stick the animals based on the type of skeleton they have. Then write down one pro (positive) and one con (negative) for each type of skeleton.

Endoskeleton		Exoskeleton		Hydrostatic Skeleton	
 elephant		 human		 goldfish	
 fox		 killer whale		 tortoise	
 lobster		 butterfly		 jellyfish	
				 slug	
Pro	Con	Pro	Con	Pro	Con
endoskeletons can grow with the animal	less protection, bones can break	provides a protective outer-layer	they cannot stretch or expand	can move around easily	easy to crush



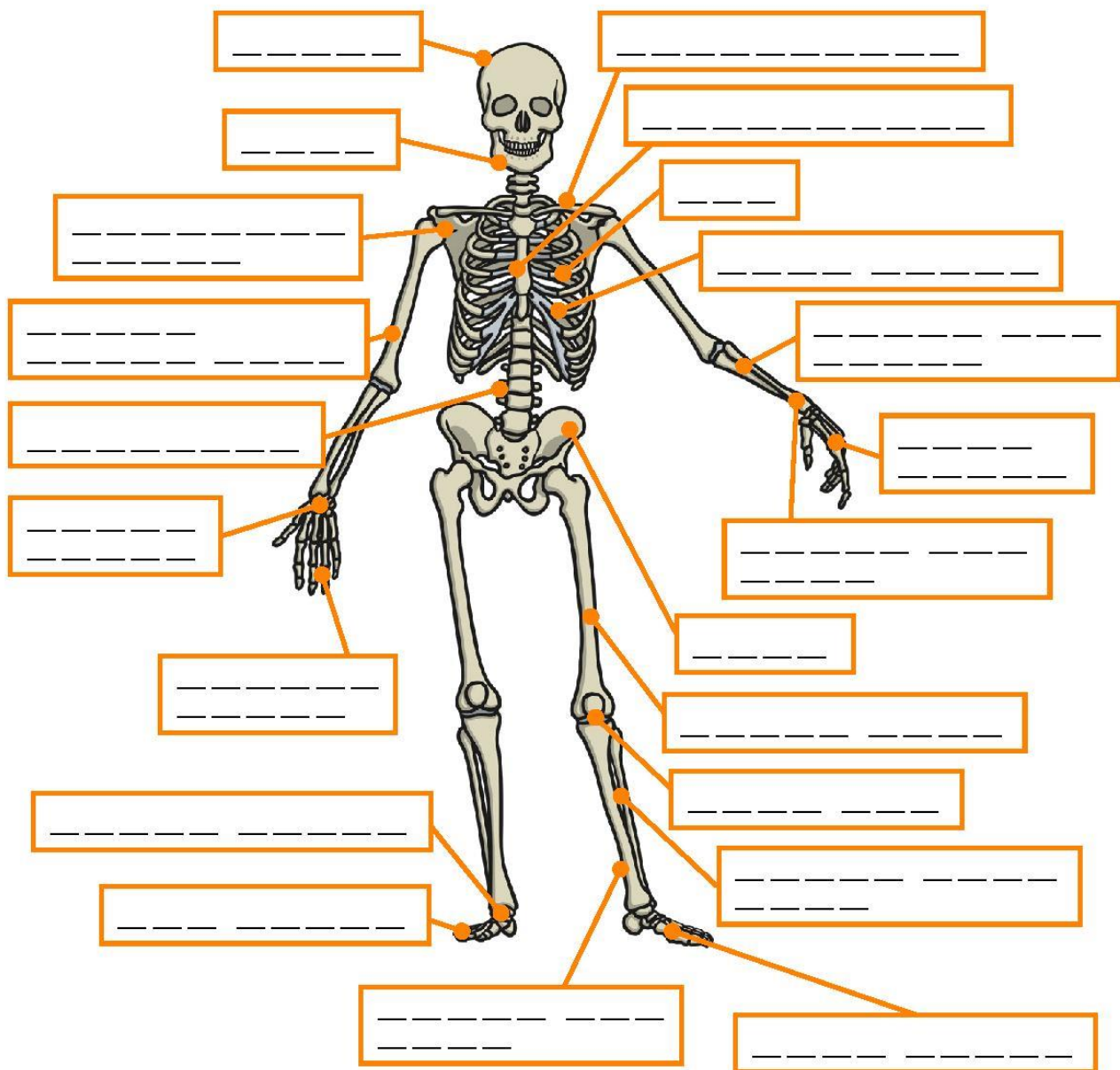
# Common Names Skeleton Labelling Sheet



**Key Words:** skull, rib, rib cage, collarbone, ankle bones, upper arm bone, thigh bone, lower leg bone, finger bones, hand bones, shoulder blade, jaw, backbone, wrist bones, hips, knee cap, foot bones, lower arm bones, toe bones, breastbone



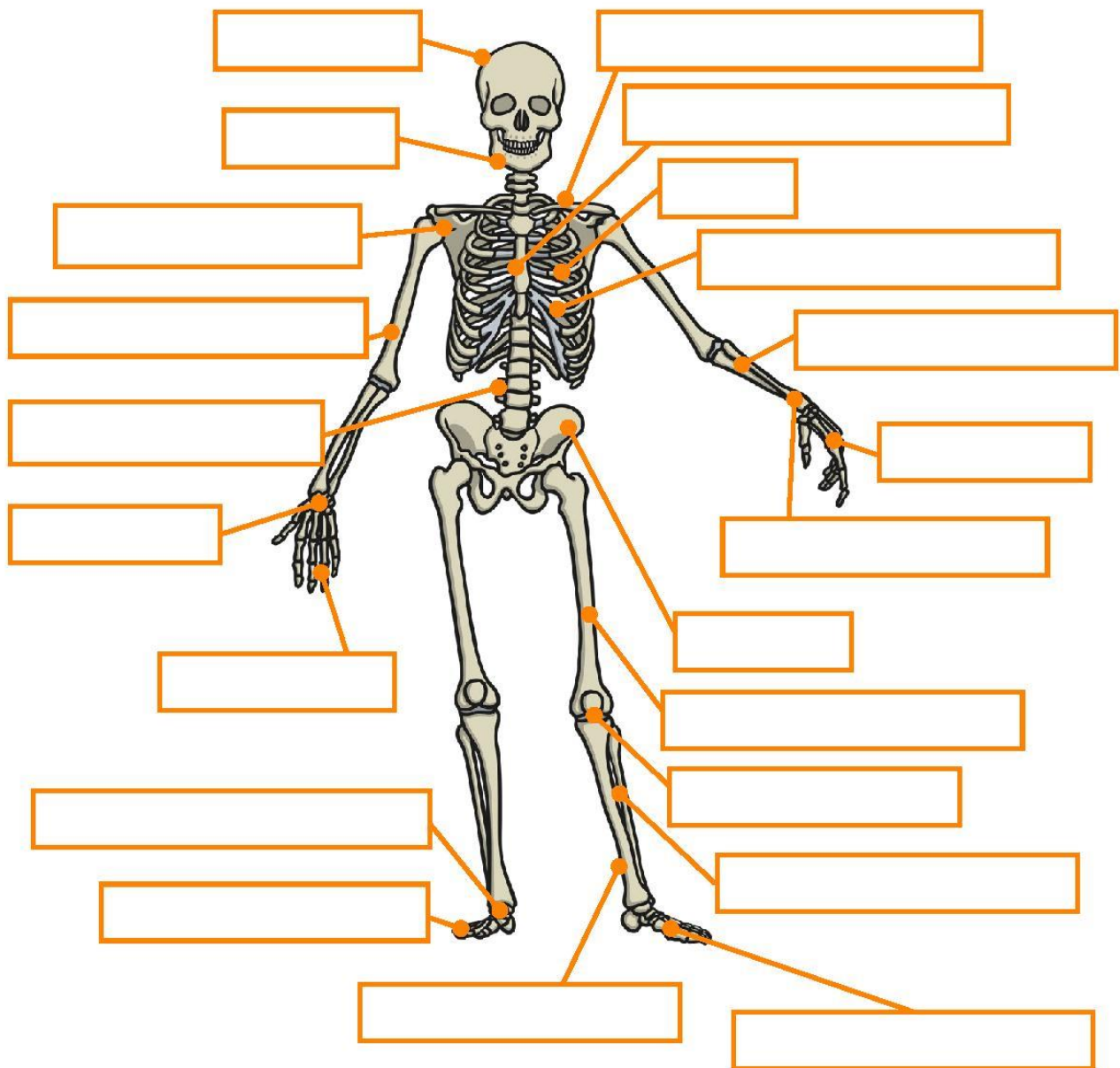
# Common Names Skeleton Labelling Sheet



**Key Words:** skull, rib, rib cage, collarbone, ankle bones, upper arm bone, thigh bone, lower leg bone, finger bones, hand bones, shoulder blade, jaw, backbone, wrist bones, hips, knee cap, foot bones, lower arm bones, toe bones, breastbone



# Common Names Skeleton Labelling Sheet



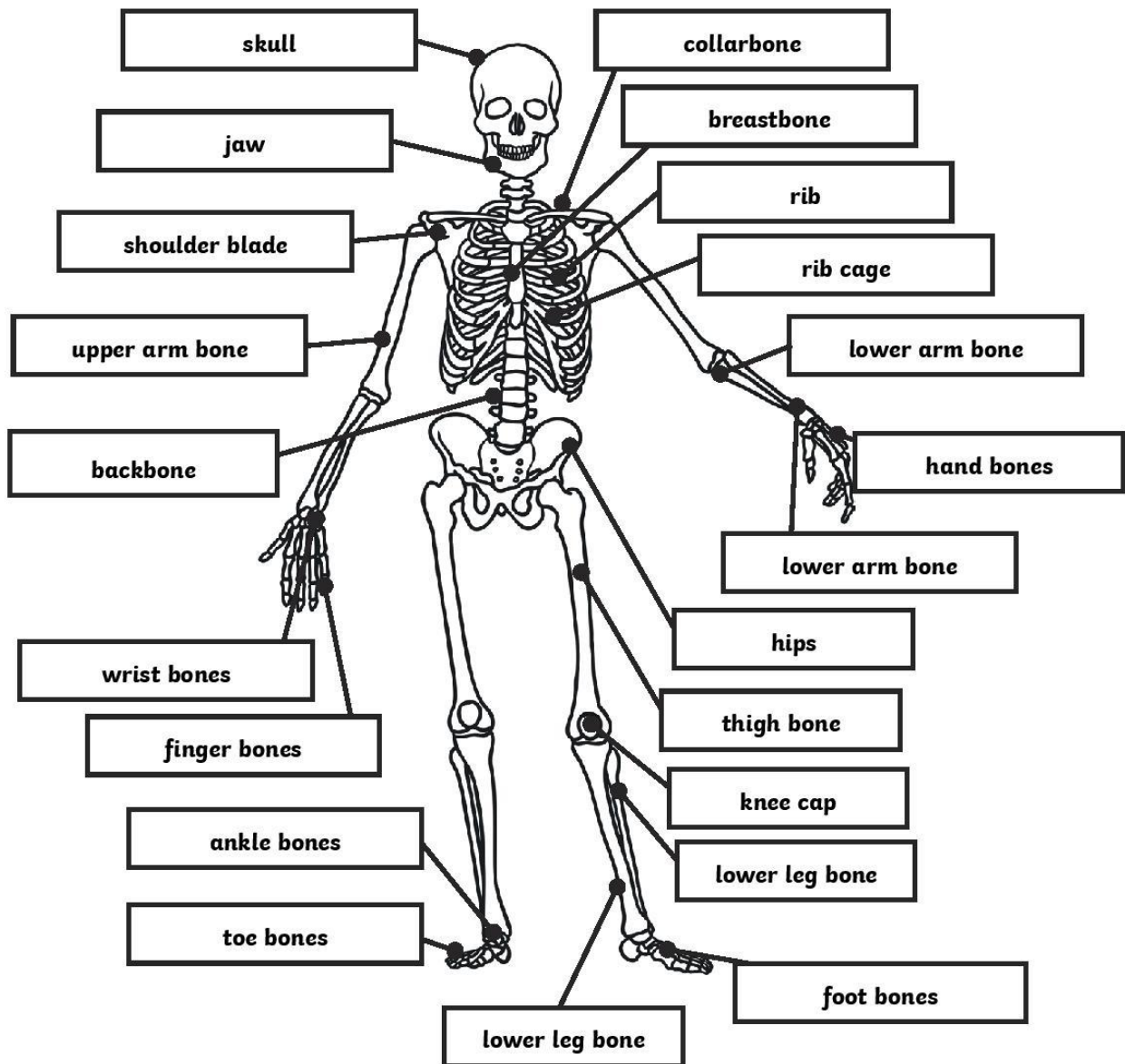


jaw	finger bones	ankles bones	lower arm bone
upper arm bone	skull	lower leg bone	backbone
foot bones	wrist bones	rib cage	lower arm bone
thigh bone	shoulder blade	breastbone	hips
collar bone	toe bones	hand bones	kneee cap
lower leg bone	rib		

jaw	finger bones	ankles bones	lower arm bone
upper arm bone	skull	lower leg bone	backbone
foot bones	wrist bones	rib cage	lower arm bone
thigh bone	shoulder blade	breastbone	hips
collar bone	toe bones	hand bones	kneee cap
lower leg bone	rib		

jaw	finger bones	ankles bones	lower arm bone
upper arm bone	skull	lower leg bone	backbone
foot bones	wrist bones	rib cage	lower arm bone
thigh bone	shoulder blade	breastbone	hips
collar bone	toe bones	hand bones	kneee cap
lower leg bone	rib		

# Answers





correct	complete
human	capable
dependent	active
definite	

# Plastic free July!


We use plastic for so many things! How many of them can you jot down in 5 minutes?	How is plastic made? Do some research and create an informative leaflet!	Plastic is damaging to our environment. Create a poster to encourage people to recycle their plastic items.
Write a letter to a supermarket to persuade them to use less plastic on their produce. Mention the benefits of being plastic free!	Design a machine that could be used in oceans to get rid of the plastic! Add some labels and instructions to explain how it works!	Do some research into how plastic pollution is being tackled around the world! Can you create an information page to share with others?
Design a BAG FOR LIFE to stop people using carrier bags! It could be ocean themed!	Create a piece of art that shows the damage plastic pollution is causing to our planet!	How can we help this problem? Create a set of top tips you could share to educate others!

# Fact-file



North America is the third-largest continent, with 23 countries altogether, including the USA, Canada and Mexico. It's a continent with a lot of differences: you'll find polar bears in the Arctic north and steamy rainforests in Costa Rica in the south. There are baking-hot deserts in the west and tropical beaches on Caribbean islands.

Lake Superior in North America is the largest lake in the world – it's the same size as some entire countries! There are many other famous sights, like New York City, Niagara Falls and the Grand Canyon.



North America



Bear, Alaska



Chichen Itza, Mexico

## Izzi's Facts



### How many countries?

23

### Which hemisphere is North America in?

Northern Hemisphere

### Where is it?

North America has the Arctic Ocean to the north, the Atlantic Ocean to the east and the Pacific Ocean to the west

### Continents from smallest to largest:

Oceania, Europe, Antarctica, South America, **North America**, Africa, Asia

### Important cities

New York in the USA, Toronto in Canada and Mexico City in Mexico

### Izzi's favourite North American animals

Red-eyed tree frog, grizzly bear and moose

### Top physical features

The Rockies in Canada, Moraine Lake in Canada and the Grand Canyon in the USA

### Top human features

The Empire State Building in the USA, Chichen Itza (a temple in Mexico) and the CN Tower in Canada

## Check your understanding - North America

NAME: \_\_\_\_\_



1. Read the fact page on North America.
2. Answer the questions below.

### A. Tick 'true' or 'false' for the statements below.

Statements	True	False
1. North America has 23 countries		
2. North America is the 3rd largest continent		
3. North America is in the Southern Hemisphere		

### B. Circle the correct answer.

4. In the Arctic north you will find...

- a. deserts
- b. polar bears
- c. tropical beaches

5. Canada is a...

- a. country
- b. city
- c. continent

6. The ocean to the north of North America is the...

- a. Arctic Ocean
- b. Indian Ocean
- c. Atlantic Ocean

### C. Draw three animals you might find in North America.

### D. What type of places could you visit in North America?

---



---



---

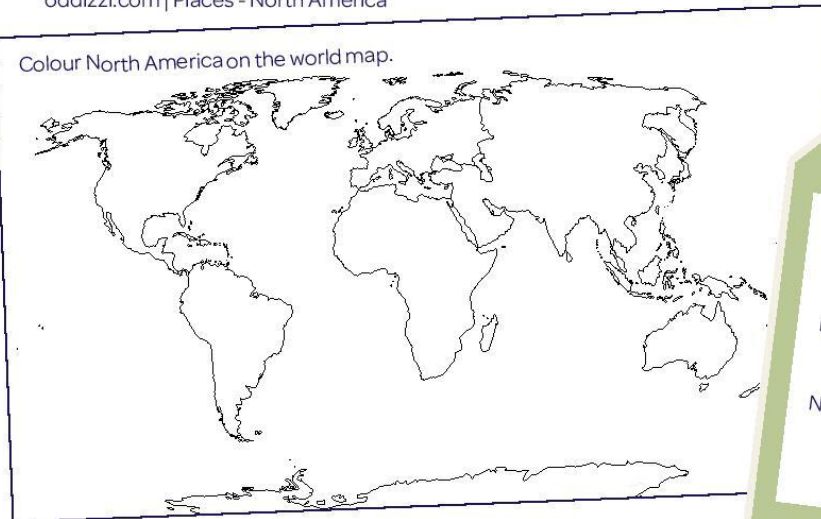


# North America



oddizzi.com | Places - North America

Colour North America on the world map.



Population:

Land mass:

Number of countries:

## North America's Top 8

Complete the boxes.

Highest peak	Number of languages spoken
Largest lake	Largest nation (of people)
Longest river	One of the most visited natural wonders
Biggest country	World-changing technology company

## Three more interesting facts I found out about North America

1.

2.

3.





**Continent:** \_\_\_\_\_



Colour in the  
continent!

---

---

---

---

**Physical and human features...**






---

---

---


---





**Canyon de Chelly National Monument, Arizona, 1942**  
by Ansel Adams

Photo courtesy of shutterstock.com - attribution



**Ice on Ellery Lake, Sierra Nevada, 1941**  
by Ansel Adams

Photo courtesy of shutterstock.com - attribution



**El Captain Winter Sunrise, 1968**  
by Ansel Adams

Photo courtesy of shutterstock.com - attribution



**Monolith, The Face of Half Dome, Yosemite National Park, 1927**  
by Ansel Adams

Photo courtesy of shutterstock.com - attribution



**Moonrise over Hernandez, New Mexico, 1941**  
by Ansel Adams

Photo courtesy of shutterstock.com - attribution



**The Tetons and the Snake, 1942**  
by Ansel Adams

Photo courtesy of shutterstock.com - attribution

# Three Times!

Can you write your times tables out in three different ways?  
How will you do it? Different colours? Different handwriting?  
Different sizes? You choose!



X table


X table


X table




# Bubble Numbers

		Write your tables in bubble writing!
		