

# Gladstone Road Primary School

Year One ~ W/B 18.05.2020

## Story: The Tiny Seed

<https://www.youtube.com/watch?v=ls6wTeT2cKA>

by Eric Carle. You can read this or watch this on YouTube.

### Day 1

<b>Phonics</b>	<b>Sound of the day:</b> Alternative pronunciation a (as in letter name) <b>Read:</b> bacon, apricot, angel <b>Segment and Spell (independently in journals):</b> apron, bagel, acorn <b>Write a sentence:</b> Put your apron and make a bacon bagel.
<b>Reading</b>	Read one of the books you took home from school or one of your own books. <b>Task:</b> Are there any words in the book that you don't know what they mean? Look up the word/s to find out what they mean. Write down what you find out.
<b>Writing</b>	Read or watch The Tiny Seed. <b>Task:</b> Draw and label the parts of the plant that the tiny seed grows into. <div>Resource 1 / Pages 4-11</div> <div><a href="https://www.youtube.com/watch?v=ls6wTeT2cKA">https://www.youtube.com/watch?v=ls6wTeT2cKA</a></div>
<b>Maths</b>	White Rose Maths Summer Term / Week 3 <b>Lesson 1:</b> Part-whole relationships number bonds
<b>Science</b>	<b>Task:</b> When you're outside look at some trees. What features do they have? Can you draw a label a tree with these words: <ul style="list-style-type: none"><li>• Roots</li><li>• Bark</li><li>• Leaves</li><li>• Branch</li></ul> You may need the words blossom and fruit. How are trees similar/different to other plants?

### Day 2

<b>Phonics</b>	<b>Sound of the day:</b> Alternative pronunciation a (sounds like o) <b>Read:</b> wasp, squad, watch <b>Segment and Spell (independently in journals):</b> squash, wallet, wander <b>Write a sentence:</b> I lost my wallet and watch.
<b>Reading</b>	Read the same book you read yesterday. <b>Task:</b> Who is your favourite character? Draw and write about why they are your favourite. Can you use and or because in your sentence to add more detail?

<b>Writing</b>	<p>Read or watch The Tiny Seed.</p> <p><b>Task:</b> Write some instructions on how to look after a seed that has been planted.</p> <p style="text-align: right;">Resource 1 / Pages 4-11</p> <p style="text-align: right;"><a href="https://www.youtube.com/watch?v=ls6wTeT2cKA">https://www.youtube.com/watch?v=ls6wTeT2cKA</a></p>
<b>Maths</b>	<p>White Rose Maths</p> <p>Summer Term / Week 3</p> <p><b>Lesson 2:</b> Fact families - linking addition and subtraction (1)</p>
<b>PSHE</b>	<p>It is important to keep ourselves healthy, so we don't get poorly, so we can grow up and look after ourselves. Think about all the different ways we can stay healthy. How many things can you think of?</p>

## Day 3

<b>Phonics</b>	<p><b>Sound of the day:</b> Alternative pronunciation e (as in letter name)</p> <p><b>Read:</b> he, she, me, we (these are Tricky words too! Children are encouraged to read them without sounding out)</p> <p><b>Segment and Spell (independently in journals):</b> recent, frequent, decent</p> <p><b>Write a sentence:</b> We had frequent rain.</p>
<b>Reading</b>	<p>Read the same book you read yesterday.</p> <p><b>Task:</b> Look for the prefix "un" at the start of words or the suffixes ed, ing, er, est, s, es (at the end of words) in your book. Write them down. Can you change the words by adding different suffixes?</p>
<b>Writing</b>	<p>Read or watch The Tiny Seed.</p> <p><b>Task:</b> Look at your instructions from yesterday. Have you used capital letters, finger spaces and full stops? Could you add some more detail to your sentences with by using and, because or adding some describing words. Don't forget to check your spelling too!</p> <p style="text-align: right;">Resource 1 / Pages 4-11</p> <p style="text-align: right;"><a href="https://www.youtube.com/watch?v=ls6wTeT2cKA">https://www.youtube.com/watch?v=ls6wTeT2cKA</a></p>
<b>Maths</b>	<p>White Rose Maths</p> <p>Summer Term / Week 3</p> <p><b>Lesson 3:</b> Add together and find a part</p>
<b>Geography</b>	<p>Its Summer! What's it like in summer? You might want to think about the weather, what you can do or wear. Draw and write about something that you like to do in the summer.</p>

## Day 4


<b>Phonics</b>	<p><b>Sound of the day:</b> Alternative pronunciation l (as in letter name)</p> <p><b>Read:</b> find, blind, pint</p> <p><b>Segment and Spell (independently in journals):</b> kind, mind, behind.</p> <p><b>Write a sentence:</b> The child was kind.</p>
----------------	--

<b>Reading</b>	<p>Read the same book you read yesterday.</p> <p><b>Task:</b> How many tricky words are there in the book? Make a list of all the tricky words you can find.</p>
<b>Writing</b>	<p>Read or watch The Tiny Seed.</p> <p><b>Task:</b> Which season is best for the seed and why?</p> <p style="text-align: right;">Resource 1 / Pages 4-11</p> <p style="text-align: right;"><a href="https://www.youtube.com/watch?v=ls6wTeT2cKA">https://www.youtube.com/watch?v=ls6wTeT2cKA</a></p>
<b>Maths</b>	<p>White Rose Maths</p> <p>Summer Term / Week 3</p> <p><b>Lesson 4:</b> Add more and count on within 20 on</p>
<b>History</b>	<p>What was it like to go to the beach in Victorian times? Find out by watching Magic Grandad at the seaside or read the information.</p> <p>Draw a picture of the seaside holiday in Victorian times.</p> <p style="text-align: right;">Resource 2 / Pages 12-15</p> <p style="text-align: right;"><a href="https://www.youtube.com/watch?v=zWgnpY4L9so">https://www.youtube.com/watch?v=zWgnpY4L9so</a></p>

## Day 5

<b>Phonics</b>	<p><b>Sound of the day:</b> Alternative pronunciation o (as in letter name)</p> <p><b>Read:</b> gold, cold, both</p> <p><b>Segment and Spell (independently in journals):</b> old, hold, sold</p> <p><b>Write a sentence:</b> I sold the gold coin.</p>
<b>Reading</b>	<p>Read the same book you read yesterday.</p> <p><b>Task:</b> How did the book make you feel when you were reading it? Can you use because to say why it made you felt that way?</p>
<b>Writing</b>	<p>Read or watch The Tiny Seed.</p> <p><b>Task:</b> The story follows the seed throughout the different seasons. What season do you like? Could you use because to say why you like that season?</p> <p style="text-align: right;">Resource 1 / Pages 4-11</p> <p style="text-align: right;"><a href="https://www.youtube.com/watch?v=ls6wTeT2cKA">https://www.youtube.com/watch?v=ls6wTeT2cKA</a></p>
<b>Maths</b>	<p>White Rose Maths</p> <p>Summer Term / Week 3</p> <p><b>Lesson 5:</b> Butterfly Pizza Activities</p>
<b>Art</b>	<p><b>Task:</b> Using only a pencil, draw a picture of someone in your house.</p> <p><b>Top Tip!</b> Think carefully about the lines that you draw, sometimes they would need to be straight, round, hard or soft. You could try shading to achieve different colours.</p>

Don't forget.... Our science blog gives some brilliant things to try at home  
<https://grpsscienceblog.wordpress.com>



It is Autumn.  
A strong wind is blowing. It blows flower seeds high in the air and carries them far across the land. One of the seeds is tiny, smaller than any of the others. Will it be able to keep up with the others? And where are they all going?






One of the seeds flies higher than the others. Up, up it goes! It flies too high and the sun's hot rays burn it up. But the tiny seed sails on with the others.



Another seed lands on a tall and icy mountain. The ice never melts, and the seed cannot grow. The rest of the seeds fly on. But the tiny seed does not go as fast as the others.





Now they fly over the ocean. One seed falls into the water and drowns. The others sail on with the wind. But the tiny seed does not go as high as the others.




One seed drifts down on to the desert. It is hot and dry, and the seed cannot grow. Now the tiny seed is flying very low, but the wind pushes it on with the others.






Finally the wind stops and the seeds fall gently down on the ground. A bird comes by and eats one seed. The tiny seed is not eaten. It is so small that the bird does not see it.




Now it is Winter.  
After their long trip the seeds settle down. They look just as if they are going to sleep in the earth. Snow falls and covers them like a soft white blanket. A hungry mouse that also lives in the ground eats a seed for his lunch. But the tiny seed lies very still and the mouse does not see it.





Now it is Spring.  
After a few months the snow has melted. It is really spring!  
Birds fly by. The sun shines. Rain falls. The seeds grow so  
round and full they start to burst open a little.  
Now they are not seeds any more. They are plants. First  
they send roots down into the earth. Then their little stems  
and leaves begin to grow up towards the sun and air.  
There is another plant that grows much faster than the  
new little plants. It is a big fat weed. And it takes all the  
sunlight and the rain away from one of the small new  
plants. And that little plant dies.

The tiny seed hasn't begun to grow yet. It will be too late!  
Hurry! But finally it too starts to grow into a plant.



The warm weather also brings the children out to play.  
They too have been waiting for the sun and spring time.  
One child doesn't see the plants as he runs along and —  
Oh! He breaks one! Now it cannot grow any more.





The tiny plant that grew from the tiny seed is growing fast, but its neighbour grows even faster. Before the tiny plant has three leaves the other plant has seven! And look! A bud! And now even a flower!

But what is happening? First there are footsteps. Then a shadow looms over them. Then a hand reaches down and breaks off the flower.



A boy has picked the flower to give to a friend.





It is Summer.

Now the tiny plant from the tiny seed is all alone.  
It grows on and on. It doesn't stop. The sun shines  
on it and the rain waters it. It has many leaves.  
It grows taller and taller. It is taller than the people.  
It is taller than the trees. It is taller than the houses.  
And now a flower grows on it. People come from  
far and near to look at this flower. It is the tallest  
flower they have ever seen. It is a giant flower.



All summer long the birds and bees and butterflies  
come visiting. They have never seen such a big and  
beautiful flower.







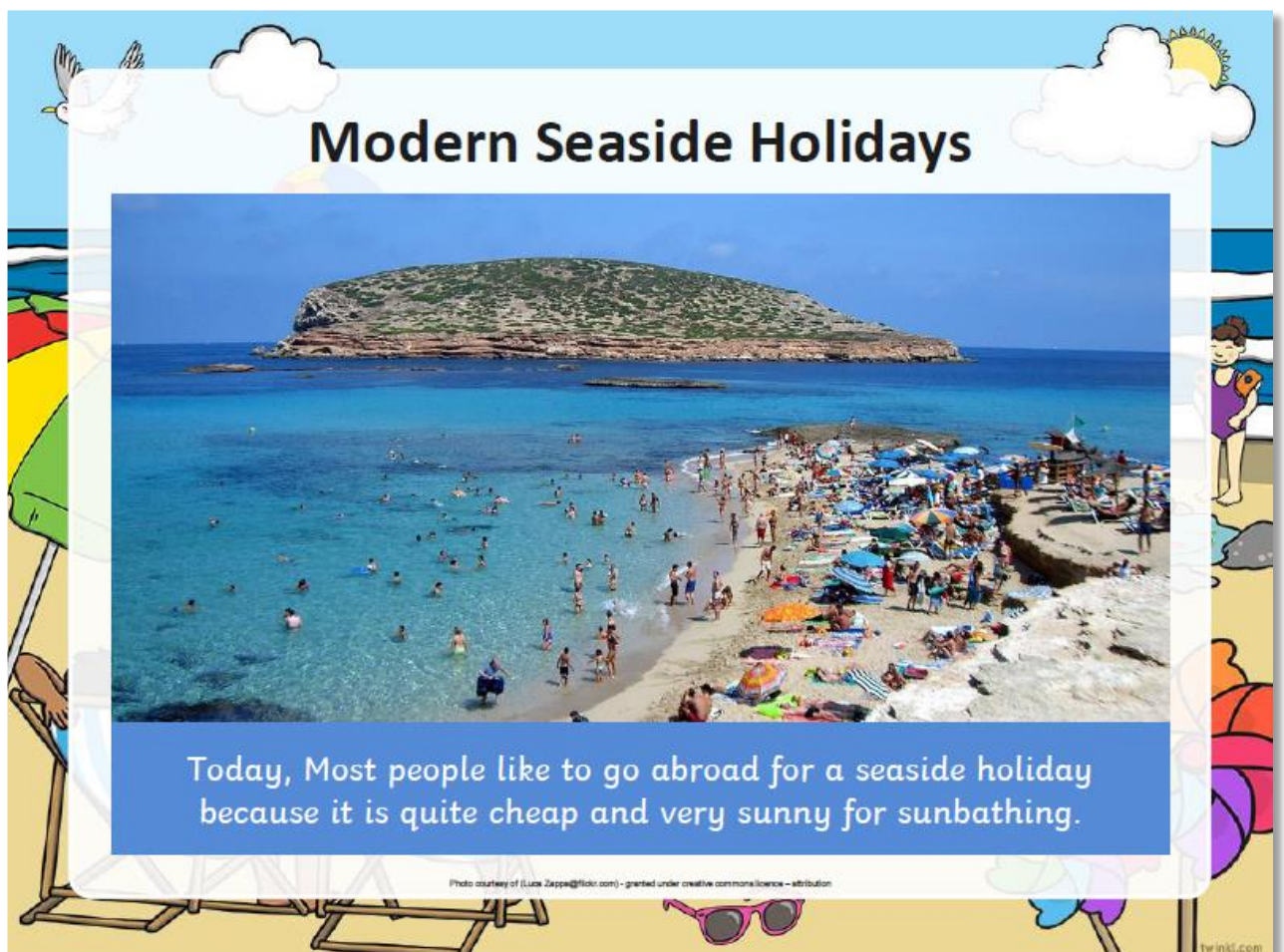
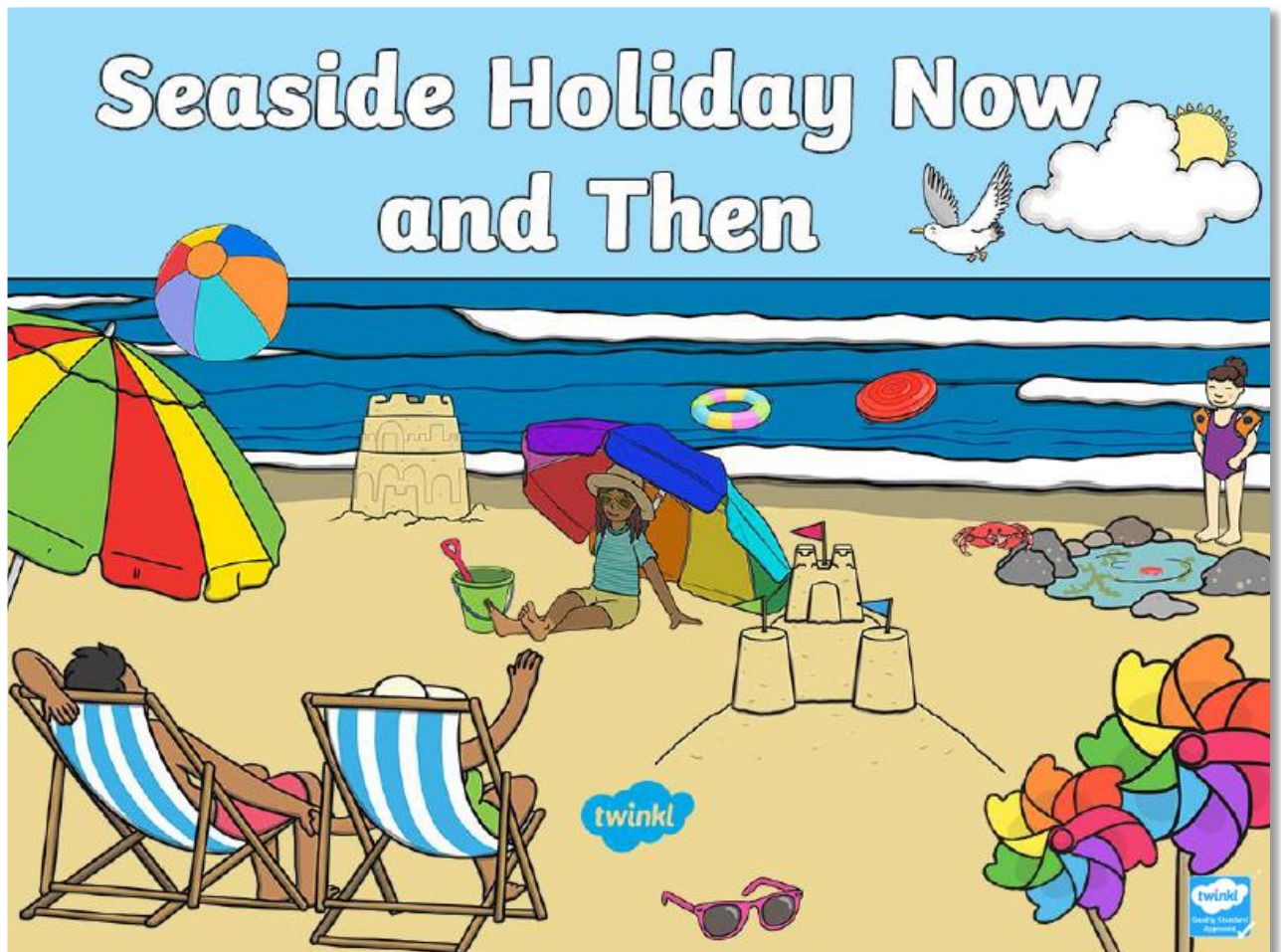
Now it is Autumn again.  
The days grow shorter. The nights grow cooler. And  
the wind carries yellow and red leaves past the flower.  
Some petals drop from the giant flower and they sail  
along with the bright leaves over the land and down  
to the ground.



The wind blows harder. The flower has lost almost all of  
its petals. It sways and bends away from the wind. But the  
wind grows stronger and shakes the flower. Once more  
the wind shakes the flower, and this time the flower's  
seed pod opens. Out come many tiny seeds that quickly  
sail far away on the wind.







Today, Most people like to go abroad for a seaside holiday because it is quite cheap and very sunny for sunbathing.



## Seaside Holiday in Victorian Times

Seaside holidays back then were very different. Most Victorians would go to a British seaside, such as Blackpool because flying to another country wasn't an option.



They believed that the seaside air was good for you.

## Seaside Holiday in Victorian Times

Sunbathing wasn't in fashion back then, so Victorians would go to the beach fully clothed. 'Sea bathing' was done instead.



Mixed Bathing, Redcliffe, Qld.

Murray, Photo.

Some beaches were divided for men and women.



## Seaside Holiday in Victorian Times

Beaches were a lot cleaner back then as there was not as many packaged foods and snacks.



## Bathing Machines

These were carriages in which the women would change in to their bathing costumes.

A horse would then pull it towards the sea and the women would lower themselves in to it without being seen.




Photo courtesy of (flickr.co.uk) - granted under creative commons licence - attribution



# Things That Have not Changed

People still love eating ice cream and building sandcastles!



twinkl.com

# Things That Have not Changed

Can you spot any other differences and similarities between these 2 photos?



Photo courtesy of (Thiophane\_Guy@flickr.com) - granted under creative commons licence - attribution

Photo courtesy of (Matt Mettler@flickr.com) - granted under creative commons licence - attribution

twinkl.com

You're doing great!  
I know you're trying very hard.



Keep up the good work!