

# Gladstone Road Primary School

Year One ~ W/B 11.05.2020

## Story: The Tiny Seed

<https://youtu.be/6XKR5XK1rsc>

by Eric Carle. You can read this or watch this on YouTube.

### Day 1

<b>Phonics</b>	<b>Sound of the day:</b> a_e <b>Read:</b> make, made, came. <b>Segment and spell:</b> (independently in journals): cake, game, take <b>Write a sentence:</b> Make me a cake.
<b>Reading</b>	Read one of your phonics books or your favourite book you have at home. <b>Task:</b> Can you write a blurb and write why you would recommend this book?
<b>Writing</b>	Read / Watch the book the Tiny Seed. <b>Task:</b> Make a list of all of the things that a plant needs to grow. Remember that you write a new item on a new line.
<b>Maths</b>	White Rose Maths <a href="https://whiterosemaths.com/homelearning/year-1/">https://whiterosemaths.com/homelearning/year-1/</a> <b>Summer Term - Week 2</b> <b>Lesson 1:</b> Find a half (2)
<b>Science</b>	Have a look around your home and outside. <b>Task:</b> Can you make a list of all the plants that you can see? Draw and label parts of a plant and can you write / talk about what jobs the parts of plants can do?

### Day 2

<b>Phonics</b>	<b>Sound of the day:</b> e_e <b>Read:</b> compete, Steve, Pete <b>Segment and spell:</b> (independently in journals): even, theme, extreme. <b>Write a sentence:</b> Pete and Steve made drinks.
<b>Reading</b>	Re read the same book. <b>Task:</b> Write a sentence to tell us what you liked about your book. Can you use because to tell us why?
<b>Writing</b>	Re read the Tiny Seed. <b>Task:</b> Draw a story map to show the journey of the seed. Can you add labels to the map to show where it has been?

<b>Maths</b>	White Rose Maths <a href="https://whiterosemaths.com/homelearning/year-1/">https://whiterosemaths.com/homelearning/year-1/</a> <b>Summer Term - Week 2</b> <b>Lesson 2:</b> Find a quarter (1)
<b>PSHE</b>	Today we are thinking about the different ways that we can keep ourselves safe. <b>Task:</b> Create a poster to show the different ways of keeping safe, this could be when crossing the road or in other ways that you can think of.

## Day 3

<b>Phonics</b>	<b>Sound of the day:</b> i_e <b>Read:</b> like, time, slide <b>Segment and spell:</b> (independently in journals): pine, ripe, invite. <b>Write a sentence:</b> The slide shines in the sun.
<b>Reading</b>	Re read the same book. <b>Task:</b> Can you write/ talk about the things that you didn't enjoy about the book? Can you use the word because to explain why?
<b>Writing</b>	Re read The Tiny Seed <b>Task:</b> Draw and label a picture to show what the other seeds might have grown into. <b>Top tip:</b> Don't forget to add adjectives to your labels, for example, stripy, green leaf.
<b>Maths</b>	White Rose Maths <a href="https://whiterosemaths.com/homelearning/year-1/">https://whiterosemaths.com/homelearning/year-1/</a> <b>Summer Term - Week 2</b> <b>Lesson 3:</b> Find a quarter (2)
<b>Geography</b>	Choose a non European country to find out about. You could use the internet or non fiction books. <b>Task:</b> Can you draw a picture of it and write about what it is like there? Are there any similarities to where we live and what are the differences?

## Day 4

<b>Phonics</b>	<b>Sound of the day:</b> o_e <b>Read:</b> bone, home, note <b>Segment and spell:</b> (independently in journals): alone, stone, woke. <b>Write a sentence:</b> I woke up in my home.
<b>Reading</b>	Re read your book. <b>Task:</b> Can you create a new front cover for the book? Do you think the title suits the book? Could you create a new title and explain why you have chosen this new title?


<b>Writing</b>	<p>Re read The Tiny Seed</p> <p><b>Task:</b> Write instructions on how to plant a seed. Don't forget your time conjunctions and bossy verbs, for example, First put the soil in.</p>
<b>Maths</b>	<p>White Rose Maths <a href="https://whiterosemaths.com/homelearning/year-1/">https://whiterosemaths.com/homelearning/year-1/</a></p> <p><b>Summer Term - Week 2</b></p> <p><b>Lesson 4:</b> Problem solving</p>
<b>Art</b>	<p>Can you use things in your home to print a picture of a flower? You could create a rainbow garden of plants using various shapes, colours and patterns.</p>

## Day 5

<b>Phonics</b>	<p><b>Sound of the day:</b> u_e</p> <p><b>Read:</b> June, prune, flute.</p> <p><b>Segment and spell:</b> (independently in journals): rude, rule, brute</p> <p><b>Write a sentence</b> – Can I use the flute?</p>
<b>Reading</b>	<p>Choose a book from your favourite author.</p> <p><b>Task:</b> Draw the front cover and write about why they are your favourite author. What do you like about their books? Do they make you laugh?</p>
<b>Writing</b>	<p>The Tiny Seed</p> <p><b>Task:</b> Draw and write about which is the best season to plant the seed and why. Top tip – use because to give a reason for your answer.</p>
<b>Maths</b>	<p>White Rose Maths <a href="https://whiterosemaths.com/homelearning/year-1/">https://whiterosemaths.com/homelearning/year-1/</a></p> <p><b>Summer Term - Week 2</b></p> <p><b>Lesson 5:</b> Friday Maths Challenge</p>
<b>History / Art</b>	<p>Draw a picture of Queen Victoria. If you can, research and find out some information about her.</p>

Don't forget.....Our science blog gives some brilliant things to try at home

<https://grpsscienceblog.wordpress.com>



It is Autumn.  
A strong wind is blowing. It blows flower seeds high in the air and carries them far across the land. One of the seeds is tiny, smaller than any of the others. Will it be able to keep up with the others? And where are they all going?






One of the seeds flies higher than the others. Up, up it goes! It flies too high and the sun's hot rays burn it up. But the tiny seed sails on with the others.



Another seed lands on a tall and icy mountain. The ice never melts, and the seed cannot grow. The rest of the seeds fly on. But the tiny seed does not go as fast as the others.






Now they fly over the ocean. One seed falls into the water and drowns. The others sail on with the wind. But the tiny seed does not go as high as the others.




One seed drifts down on to the desert. It is hot and dry, and the seed cannot grow. Now the tiny seed is flying very low, but the wind pushes it on with the others.






Finally the wind stops and the seeds fall gently down on the ground. A bird comes by and eats one seed. The tiny seed is not eaten. It is so small that the bird does not see it.




Now it is Winter.  
After their long trip the seeds settle down. They look just as if they are going to sleep in the earth. Snow falls and covers them like a soft white blanket. A hungry mouse that also lives in the ground eats a seed for his lunch. But the tiny seed lies very still and the mouse does not see it.





Now it is Spring.  
After a few months the snow has melted. It is really spring!  
Birds fly by. The sun shines. Rain falls. The seeds grow so  
round and full they start to burst open a little.  
Now they are not seeds any more. They are plants. First  
they send roots down into the earth. Then their little stems  
and leaves begin to grow up towards the sun and air.  
There is another plant that grows much faster than the  
new little plants. It is a big fat weed. And it takes all the  
sunlight and the rain away from one of the small new  
plants. And that little plant dies.

The tiny seed hasn't begun to grow yet. It will be too late!  
Hurry! But finally it too starts to grow into a plant.



The warm weather also brings the children out to play.  
They too have been waiting for the sun and spring time.  
One child doesn't see the plants as he runs along and —  
Oh! He breaks one! Now it cannot grow any more.





The tiny plant that grew from the tiny seed is growing fast, but its neighbour grows even faster. Before the tiny plant has three leaves the other plant has seven! And look! A bud! And now even a flower!

But what is happening? First there are footsteps. Then a shadow looms over them. Then a hand reaches down and breaks off the flower.



A boy has picked the flower to give to a friend.





It is Summer.

Now the tiny plant from the tiny seed is all alone.  
It grows on and on. It doesn't stop. The sun shines  
on it and the rain waters it. It has many leaves.  
It grows taller and taller. It is taller than the people.  
It is taller than the trees. It is taller than the houses.  
And now a flower grows on it. People come from  
far and near to look at this flower. It is the tallest  
flower they have ever seen. It is a giant flower.



All summer long the birds and bees and butterflies  
come visiting. They have never seen such a big and  
beautiful flower.







Now it is Autumn again.  
The days grow shorter. The nights grow cooler. And  
the wind carries yellow and red leaves past the flower.  
Some petals drop from the giant flower and they sail  
along with the bright leaves over the land and down  
to the ground.



The wind blows harder. The flower has lost almost all of  
its petals. It sways and bends away from the wind. But the  
wind grows stronger and shakes the flower. Once more  
the wind shakes the flower, and this time the flower's  
seed pod opens. Out come many tiny seeds that quickly  
sail far away on the wind.



# Queen Victoria



## Who was Queen Victoria?

- Queen Victoria is one of the most famous monarchs in British history.
- She is so famous that a period of history is named after her: The Victorians.





## Childhood

- Victoria was born on 24<sup>th</sup> May 1819 in London.
- Her father, Edward, Duke of Kent died in 1820, when she was only a baby.
- She lived in Kensington Palace with her mother, Victoria, Duchess of Kent.
- Victoria didn't go to school but had a tutor teach her at home.
- Victoria could speak many languages, including German, French and Italian.



## Family

- Queen Victoria's father, Edward, was the son of King George III.
- After George III and his successor, George IV, Victoria's uncle became King William IV.
- William had no surviving children who could become the next king or queen after he died so Victoria became her uncle's heir.



## Early Reign

- Victoria became queen in 1837 aged 18.
- Her coronation was on 28<sup>th</sup> June 1838 at Westminster Abbey. It lasted for 5 hours and was a spectacular event.
- She married her cousin, Prince Albert, in 1840 and together they had nine children.
- Sadly, Albert died in 1861 aged just 42. Victoria was so upset by his death she wore black clothing for the rest of her life.



## Children



- Queen Victoria had four sons and five daughters.
- The names of her children were Victoria, Albert, Alice, Alfred, Helena, Louise, Arthur, Leopold and Beatrice.
- Queen Victoria also had 42 grandchildren.



## Life as Queen

- Queen Victoria reigned for 63 years and 7 months. She reigned longer than any king or queen before her. She is still the second longest reigning monarch after Queen Elizabeth II, who passed her record on 9<sup>th</sup> September 2015.
- During her reign, Victoria oversaw 10 Prime Ministers in the UK and many more in other countries she ruled around the world.



## The British Empire



- Queen Victoria ruled a huge empire that spread around the world.
- The Empire was made up of lots of countries, including Canada, Australia, New Zealand, India and Jamaica.
- In 1876, Victoria also became Empress of India.

## Christmas with The Royal Family

- Many Christmas traditions, such as Christmas trees and sending cards, came from Germany.
- When Prince Albert married Victoria, he brought these traditions to the UK and made them popular around Britain.
- Victorian Christmas trees would be decorated with candles, gingerbread and sweets.
- Before then, people may have brought in branches of holly or some mistletoe.



## Interesting Facts

- In 1842, Victoria rode on a train for the first time, from London to Windsor.
- Victoria was very small, only about 5ft tall.
- Victoria's name is actually Alexandrina Victoria but was always just known as Victoria. Her family often called her 'Drina'.
- Victoria is known as the 'Grandmother of Europe' as many of her children and grandchildren married into other European royal families.





# Task

Your task is to create a fact file about Queen Victoria.

Think about the interesting facts you might want to include, such as:

