


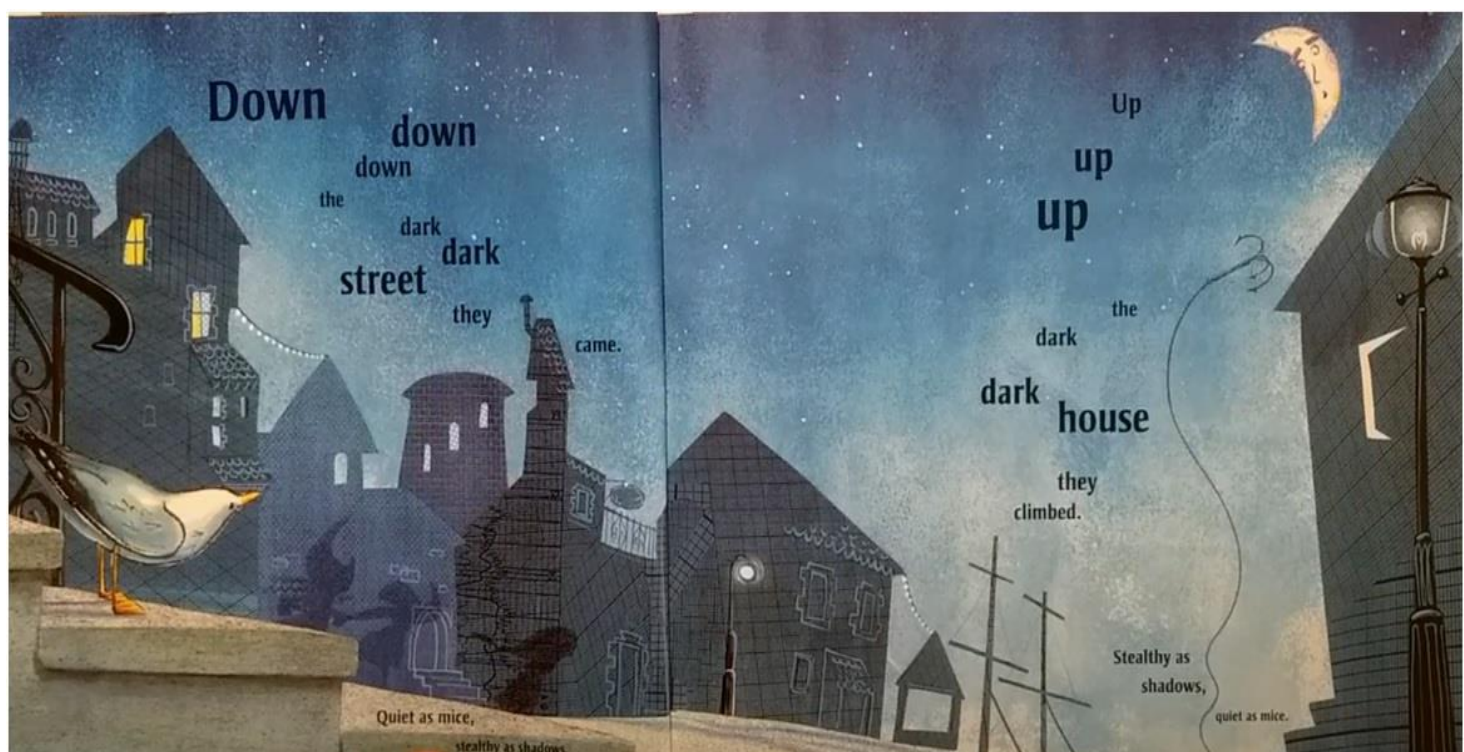

**EYFS Week beginning 4.5.2020-Story –Night Pirates -Harris Peter** (You can find the story on You Tube or get the print out from school)




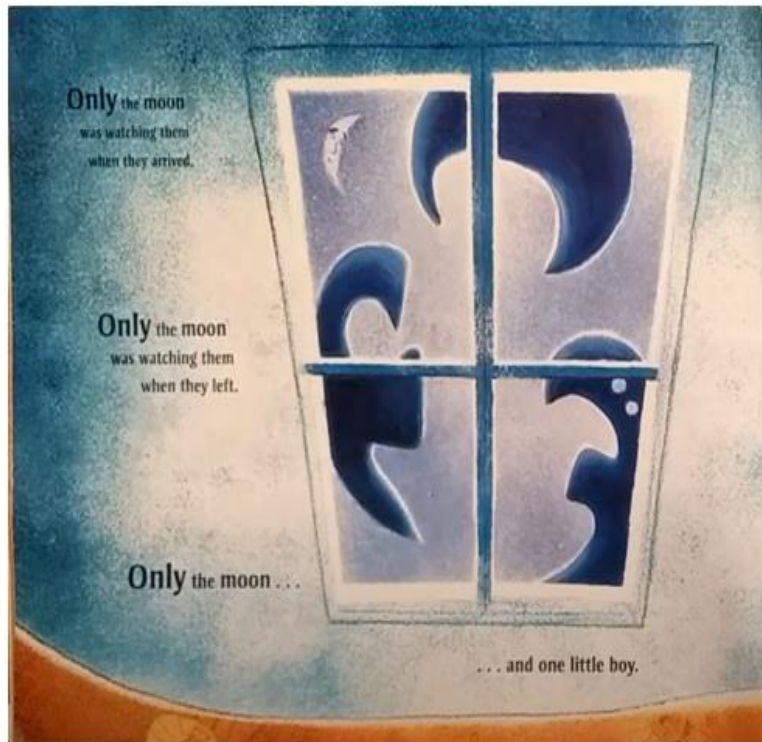
You can use your journal/exercise book we sent home to put any of the activities in here

Day	Phonics	Reading	Writing	Maths	Creative
1	<p>Sound of the day 'ee.'</p> <p><b>Read:</b> seed, need, been.</p> <p><b>Segment and spell independently in journals:</b> see, meet, week.</p> <p>Create a picture for each word.</p>	<p>Read one of your phonics books.</p> <p><b>Task:</b> Draw, paint or make your favourite character from the book.</p>	<p>Read 'Night Pirates' (or watch on YouTube)</p> <p>In your journal, can you draw the pirates from the story? Can you think of words to describe them?</p>	<p><b>WHITEROSE SUMMER WEEK 2 SESSION 1</b></p> <p><b>Additional task:</b></p> <p>Can you draw patterns with characters/things from the story eg Pirate, boat, pirate, boat in your journal.</p>	<p>Design a new flag for the Night Pirates ship.</p> <ul style="list-style-type: none"> <li>• Playdough</li> <li>• Lego design</li> <li>• Paper or card.</li> </ul> <p>Be creative!</p>
2	<p>Sound of the day 'oa.'</p> <p><b>Read:</b> foal, toad, oak</p> <p><b>Segment and spell independently in journals:</b> coat, goat, soap.</p> <p>Create a picture for each word.</p>	<p>Read one of your phonics books.</p> <p><b>Task:</b> Discuss what happens in the story with a grown-up. Can you explain what happened in the adventure?</p>	<p>Draw and label a picture of a night sky. Can you think of some words that rhyme with moon?</p> <p>Use your phonics mats in the back of your journal to help with spelling.</p>	<p><b>WHITEROSE SUMMER WEEK 2 SESSION 2</b></p> <p><b>Additional task:</b></p> <p>Can you make a simple tally of favourite fruit/vegetables in your house.</p>	<p>Draw your own map showing the route of the night pirates.</p> <p>Make sure that x marks the spot of the treasure.</p>
3	<p>Sound of the day 'oo.'</p> <p><b>Read:</b> zoo, boot, food,</p> <p><b>Segment and spell independently in journals:</b> moon, root</p> <p>Create a picture for each word.</p>	<p>Read some phase 3 tricky words together with a grown-up.</p> <p>he, she, we, me</p> <p>be, you, all, are, her, was, they, my</p> <p>Don't forget you can always sing the 'Tricky Words Songs' on YouTube!</p>	<p>Practise letter formation of the following robot letters</p> <p>r, b, n, h, m, k, p,</p> <p>(formation support sheets in back of journal).</p>	<p><b>WHITEROSE SUMMER WEEK 2 SESSION 3</b></p> <p><b>Additional task:</b></p> <p>Draw your own treasure map and describe the position of the objects on the map using key language: on top of, under, next to, behind, between.</p>	<p>Design 'puppets' to recreate the story. You could use lolly sticks, socks, card, toilet roll tubes, wooden spoons, toy animals, Lego.</p> <p>Be creative!</p>
4	<p>Sound of the day 'ar'</p> <p><b>Read:</b> bar, card, bark.</p> <p><b>Segment and spell independently in journals:</b> far, car, park</p> <p>Create a picture for each word.</p>	<p>Share a book of your choice with a grown-up.</p> <p><b>Task:</b> Can you pretend to be one of the characters? Create a speech or thought bubble for each of the characters in the illustrations.</p>	<p>Create a 'wanted poster' for the Night Pirates. Who might want to catch them? Why?</p> <p>Can you include key details?</p> <p>He is...</p> <p>He has...</p> <p>They are...</p>	<p><b>WHITEROSE SUMMER WEEK 2 SESSION 4</b></p> <p><b>Additional task:</b></p> <p>Draw your own symmetrical pictures using a mirror to help you. Make sure that you fold your paper in half and put the mirror on the fold.</p>	<p>Make a telescope for the Night Pirates. Decorate it before you roll it up.</p> <p>What do you think you would be able to see through your telescope?</p>

5	<p>Sound of the day 'or'</p> <p><b>Read:</b> for, fork, cork.</p> <p><b>Segment and spell independently in journals:</b> sort, torn, worn.</p> <p>Create a picture for each word.</p>	<p>Read one of your phonics books.</p> <p><b>Task:</b> Read the first few pages..."Quiet as mice" is a simile. Can you make up your own simile?</p>	<p>Draw two pictures of Tom from the story and add speech bubbles.</p> <p>Think about what adventure Tom was about to have. Is it the same or different to what you expected?</p>	<p><b>WHITEROSE SUMMER WEEK 2 SESSION 5</b></p> <p><b>Additional task:</b></p> <p>Can you make your own dominoes Use paper or card. Make sure that you don't forget the doubles.</p> 	<p>Create your own Pirate song.</p> <p>Can you make an instrument to mark the pulse. You could use some rice or pasta in a small pot with a lid.</p> <p>Eg I'm a pirate on a ship. Going on a boat trip. A hoy!</p>
---	---	---	---	---	---









# PIRATES!

Rough, tough little *girl pirates*.  
With their own pirate ship.

A ship set for sailing.  
A ship off on adventures.  
A ship stealing the front  
of Tom's house  
for disguise!

But what about Tom?  
Could he join the crew?

"Please  
let me aboard!

Can I  
come  
too?"





