



## Year 3 - Week beginning 27.04.20

You can use your journal/exercise book we sent home to put any of the activities in here

Day	Spelling	Reading	Writing	Maths	Creative
1	<p><u>Homophones</u> There / Their / They're <b>Task:</b> How many words can you think of that are homophones? Jot the words down in your journal and check you understand the correct meaning.</p>	<p><b>Resource 3 Task:</b> Read Whodunnit Make a note of the words that you don't know the meaning of and try to find out what they mean. Write their meanings in your journal. For example, do you know what the word 'adorned' means?</p>	<p><u>The Night Thieves</u> <b>Resource 5 Task:</b> Look at the picture of The Night Thieves and answer the questions in Question Time.</p>	<p><u>White Rose</u> <u>Home learning – Summer 1</u> week 2 – lesson 1 : Adding Fractions <a href="https://whiterosemaths.com/homelearning/year-3/">https://whiterosemaths.com/homelearning/year-3/</a></p>	<p><u>Science</u> Growing your own plant. Can you find any seeds from any fruit or vegetables in your home? Do you have a small potato you could plant? If you do not have any soil you could use cotton wool, toilet paper or a small bowl take a look at <b>Resource 8</b> to inspire you! <b>Task:</b> Design a 'How to grow a seed' booklet / poster / diary and write your weekly observations <b>Challenge:</b> Write a set of instructions on how to plant your seed. Explain to the reader what a seed needs to grow into a strong and healthy plant, use pictures and diagrams. What can you expect to see as the seed grows?</p>
2	<p><u>Missing Word</u> <b>Resource 1 Task:</b> Write the sentences in your journal and fill in the missing words.  <b>Write 5 sentences of your own using different homophones</b></p>	<p>Re-read Whodunnit <b>Resource 4 Task:</b> Answer 1-3 comprehension questions in your journal.</p>	<p><b>Task:</b> Look at the picture of 'The Night Thieves' and write a list of adjectives and adverbs of how you might feel if you were a night thief in the picture.</p>	<p>White Rose Home learning – Summer 1 week 2 – lesson 2: Subtract Fractions.</p>	<p><u>Art</u> <a href="https://www.youtube.com/watch?v=qMkcU8L4IIA">https://www.youtube.com/watch?v=qMkcU8L4IIA</a> <b>Task:</b> Following on from last week, can you find natural materials, like</p>

			<p>What might the person in the red car be feeling?</p> <p>What sounds could you hear?</p> <p>List adjectives to describe the atmosphere of the picture. For example, travelling silently.</p>		<p>leaves and flowers to sketch a pencil drawing? Take a look at the video to inspire you!</p>
3	<p><b>Task:</b> Read these year 3 and 4 words. Write them down, look at the, cover them, write them again and check them.</p> <p><b>breath calendar</b>  <b>breathe caught</b>  <b>build centre</b>  <b>busy century</b>  <b>business certain</b></p>	<p>Re-read Whodunnit</p> <p><b>Task:</b>            Answer questions 4 and 5</p>	<p><b>Resource 6 Task:</b>            Improve these 'sick sentences' to make them more interesting and exciting to the reader.            Complete:            Perfect picture!</p>	<p>White Rose Home learning – Summer 1 week 2 – lesson 3: Problem Solving.</p>	<p><b>Geography Resource 9 Task:</b>            Take a look at the images from the past of Scarborough. Can you find out where they are? Draw a map from your home or from school to the where the image was taken. Can you make a key showing where roads/ parks/ school/ library/ places of interest are?</p>
4	<p><u>Word Match</u>  <b>Resource 2 Task:</b>            Cut out the words or make your own and play word match. You can play this independently or with another player to win points. Extra points score if you say the word in a sentence.</p> <p><u>Snap</u>            You can also cut the words out and play snap, add some of your own, build a set of cards based on the words you have from last week and add to the pack each week!</p>	<p>Text: Whodunnit</p> <p><b>Task:</b>            Text mark the story and find what each paragraph has in common.            For example, they all have a person in each paragraph.</p>	<p><b>Resource 7 Task:</b>  <b>Read the story starter.</b>            Can you write the rest of the story?            Who are they?            What do they steal?            Are they good or bad?            What will they do if they have been spotted?</p>	<p>White Rose Home learning – Summer 1 week 2 – lesson 4: Problem Solving</p>	<p><u>History Resource 9 Task:</u>            Look at the images. What date do you think these images were taken? How do you know it is a long time ago? Make a list of differences.</p> <p><u>Challenge:</u>            Can you draw a timeline of then and now? Research some significant dates and add them to your timeline.</p>

5	<p>Quiz</p> <p><b>Task:</b> Get an adult, to say 10 words from this week and you will write them down. How many can you spell correctly?</p>	<p>Text Whodunnit</p> <p><b>Task:</b> Can you insert a paragraph describing what the post man was doing? Remember the words that are the same colour need to sound the same at the end of the lines. You might want to choose a different person for example, Mr Potter, the plumber.</p>	<p><b>Task:</b> Editing and improving. Read through the story you began to write yesterday. Can you check for any spelling and punctuation mistakes and correct them? Can you think of more powerful and exciting words to use? Have you included some of the adjectives and adverbs you made a list of?</p>	<p>White Rose Home learning – Summer 1 week 2 – lesson 5: Problem Solving Maths Challenge!</p>	<p><u>DT</u></p> <p><b>Resource 10</b></p> <p><b>Task:</b> How many different ways can you make breakfast or lunchtime fun to eat? Look at some of the pictures to inspire you! Can you design and make a new sandwich? Take pictures, create recipes, have fun with food!</p>
---	--	---	--	--	--

Don't forget.....Our science blog gives some brilliant things to try at home <https://grpsscienceblog.wordpress.com/>

## Resource 1 Task

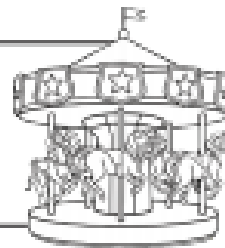
# Homophones

### Two, to or too?

Are you going \_\_\_\_\_ the fair?

There are only \_\_\_\_\_ places left!

There are \_\_\_\_\_ many people in here.



### New or knew?

I \_\_\_\_\_ you would do that!

Do you like my \_\_\_\_\_ shorts?

This car is brand \_\_\_\_\_.

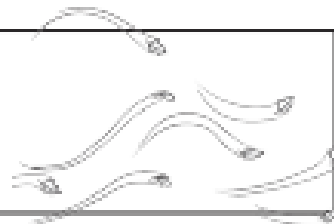


### Blue or blew?

The wind \_\_\_\_\_ really hard.

My favourite colour is \_\_\_\_\_.

Is that \_\_\_\_\_?



### So or sew?

I couldn't climb over it, \_\_\_\_\_ I went around it.

Do you know how to \_\_\_\_\_?




### Sea or see?

Can you \_\_\_\_\_ me?

There's nothing to \_\_\_\_\_ here.

The ship sailed across the \_\_\_\_\_.



### Sun or son?

The \_\_\_\_\_ is going down.

My \_\_\_\_\_ plays football really well!

The \_\_\_\_\_ shines really brightly.



### Resource 2 Task

Cut out the words and place them face down. Mix them up. Take turns or play independently to choose words that match. When you have a match say a sentence with the word.

<b>breath</b>	<b>breath</b>	<b>centre</b>	<b>centre</b>
<b>breathe</b>	<b>breathe</b>	<b>century</b>	<b>century</b>
<b>build</b>	<b>build</b>	<b>certain</b>	<b>certain</b>
<b>busy</b>	<b>busy</b>		
<b>business</b>	<b>business</b>		
<b>calendar</b>	<b>calendar</b>		
<b>caught</b>	<b>caught</b>		

# Whodunnit?

What happened to Ms Smith's jewellery that day?  
She was meant to wear it to watch a play,  
She left it behind when she had got dressed,  
All adorned in her Sunday-best.

Miss Ruby was seeing her friend that morning,  
She heard the crash which came without warning,  
The woman screamed - she was given a fright,  
She yelled for help with all of her might.

The Doctor, in his usual morose, glum way,  
Was up in his study, beavering away.  
He ambled upstairs to discover the theft,  
And discovered the jewellery box; nothing was left!

Sir Crumpet in his garden outside,  
Was pruning all his shrubs with pride.  
He claimed to hear voices behind the house,  
But assumed it was either a pheasant or grouse!

It's such a mystery, who stole the gold,  
The police predict its already been sold.  
The townsfolk and I really don't have a clue!  
The important question here is: do you?



## Resource 4

1. Where was Mrs Smith going on the day of the robbery?
2. Find and copy a word which suggests that the Doctor was slow.
3. What does the phrase 'He claimed' imply about Colonel Crumpet?
4. Can you solve the mystery? Who do you think 'dunnit' and why?
5. Why are the words at the end of the sentences in two different colours? Could you change any of these words so that it still sounds correct and makes sense?

## Resource 5 - The Night Thieves



### **Question time!**

Where do you think they are going tonight?

Who do you think they are?

How do you think they manage to take things without being seen?

Do you think stealing things is wrong? Why is it wrong?

If someone doesn't have enough food, is it ok for them to steal more?

How would you deal with someone taking something from you?



## Resource 6

### Sick Sentences

### Picture Perfect

## **Sick sentences!**

These sentences are 'sick' and need help to get better. Can you help?

The vehicle went across the road. There was a car waiting to cross.

## **Perfect picture!**

Where do you think the characters in the vehicle live? Draw or describe what you think their home might look like.

## Writing

### Resource 7

#### **Story starter!**

Every night, when the city sleeps, they come out of hiding. Their home is far below the city, and during the day when the city is alive with activity like a hive of busy bees they spend their time planning and plotting their next job.

You see, during the night, when they think nobody will see them (they are exceptionally small) they sneak around above ground. They take things. Valuable things.

Have you ever had something go missing and wondered where it has gone? You may have just found the reason why!

Tonight is no different: they are on their way to make a small fortune...



## Science - Resource 8

Growing a plant from a seed – What do you already have that you could use?



**GROW A SEED JAR**



## History – Resource 9







## DT - Resource 10

