

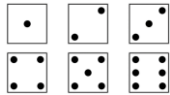


EYFS Week beginning 20.4.20 - Story – What the ladybird heard? By Julia Donaldson – You can get the story on You Tube, find it on the next few pages or get the print out from school




You can use your journal/exercise book we sent home to put any of the activities in here

Day	Phonics	Reading	Writing	Maths	Creative
1	<p>Sound of the day 'ch'</p> <p>Read: chop, chip, chill</p> <p>Segment and spell independently in journals: cheer, chat, rich</p> <p>Create a picture for each word.</p>	<p>Read one of your phonics books.</p> <p>Task: Draw, paint or make your favourite character. Can you label your design?</p>	<p>Read 'What The Ladybird Heard' (or watch on YouTube)</p> <p>In your journal, can you draw and label 5 animals from the story? Can you include adjectives i.e. big, loud, pink?</p>	<p>WHITEROSE WEEK 2 SESSION 1</p> <p>Additional task: Create your own number cards 1-10. Can you put these in order? Can you put them in descending order from 10 to 1?</p>	<p>Create your own ladybird.</p> <ul style="list-style-type: none"> • Playdough • Lego design • Ladybird Scarborough rock! • Paper-plate ladybird <p>Be creative!</p>
2	<p>Sound of the day 'sh'</p> <p>Read: shop, cash, sheep</p> <p>Segment and spell independently in journals: ship, sheep, mash</p> <p>Create a picture for each word.</p>	<p>Read one of your phonics books.</p> <p>Task: Discuss what happens in the story with a grown-up. Can you explain the events?</p>	<p>Draw and label a picture of a ladybird. Can you write some sentences:</p> <ul style="list-style-type: none"> • It has... • It is... <p>Use your phonics mats in the back of your journal to help with spelling.</p>	<p>WHITEROSE WEEK 2 SESSION 2</p> <p>Additional task: Create some ladybird doubles in your journal. Draw a ladybird and on each wing put the same amount of spots. Record what you find out.</p>	<p>Go on a mini-beast hunt. What can you find? Where do they live- why?</p> <p>Draw pictures/take photographs.</p>
3	<p>Sound of the day 'qu'</p> <p>Read: quick, quit, quit</p> <p>Segment and spell independently in journals: queen, quack</p> <p>Create a picture for each word.</p>	<p>Read your tricky words together with a grown-up.</p> <p>Don't forget you can always sing the 'Tricky Words Songs' on YouTube!</p>	<p>Practise letter formation of the following curly caterpillar letters:</p> <p>c, a, o, d, g</p> <p>(formation support sheets in back of journal).</p>	<p>WHITEROSE WEEK 2 SESSION 3</p> <p>Additional task: Draw your own farmyard and describe the position of the animals using key language: on top of, under, next to, behind, between.</p>	<p>Design 'puppets' to recreate the story. You could use lolly sticks, socks, card, toilet roll tubes, wooden spoons, toy animals, Lego.</p> <p>Be creative!</p>
4	<p>Sound of the day 'z/zz'</p> <p>Read: zap, quiz, Zack</p> <p>Segment and spell independently in journals: fizz, zip, buzz</p> <p>Create a picture for each word.</p>	<p>Share a book of your choice with a grown-up.</p> <p>Task: Can you pretend to be one of the characters? Create a thought bubble of what they might say!</p>	<p>Create a wanted poster to catch the criminals 'Hefty Hugh' and 'Lanky Len' from 'What The Ladybird Heard'</p> <p>Can you include key details?</p> <p>He is... He has... They are...</p>	<p>WHITEROSE WEEK 2 SESSION 4</p> <p>Additional task: Design your own repeating patterns in your journals e.g.</p> <ul style="list-style-type: none"> • Red, yellow, red, yellow... • □○□○□○ • Big square, little square, big square... 	<p>Design a jail to keep the criminals locked away! Use whatever resources you can gather: craft, Lego, junk modelling, string, chocolate fingers!</p> <p>Be creative!</p>

5	<p>Sound of the day 'ng'</p> <p>Read: sang, ping, long</p> <p>Segment and spell independently in journals: song, ring, king</p> <p>Create a picture for each word.</p>	<p>Read one of your phonics books.</p> <p>Task: Copy three new words you discovered.</p>	<p>Draw two pictures of the ladybird from the story and add speech bubbles. Think about what the ladybird might have said at the beginning and end of the story! Write the ladybird's thoughts into the bubbles.</p>	<p>WHITEROSE WEEK 2 SESSION 5</p> <p>Additional task:</p> <p>How many ways can you make 10 using dice patterns? Record your findings in your journal.</p> 	<p>Create your own What The Ladybird heard song. You could always make your own musical instrument too using tubes, boxes, elastic bands, buttons, rice!</p>
---	--	---	--	---	--

Don't forget.....Our science blog gives some brilliant things to try at home

<https://grpsscienceblog.wordpress.com/>



Once upon a farm lived a fat red hen,
 A duck in a pond and a goose in a pen,
 A woolly sheep, a hairy hog,
 A handsome horse and a dainty dog,
 A cat that miaowed and a cat that purred,




A fine prize cow . . .
 and a ladybird.














And they both stepped into the duck pond –

SPLOSH!

And the farmer woke and said, "Golly gosh!"
And he called the cops, and they came – NEE NAH!
And they threw the thieves in their panda car.



"MOO!" said the cow.

and the hen said, "CLUCK!"

"HISS!" said the goose

and "QUACK!" said the duck.



"NEIGH!" said the horse.

"OINK!" said the pig.

"BAW!" said the sheep.

"WOOF!" said the dog.

And the farmer cheered, and both cats purred.

But the ladybird
said never a word.