



Gladstone Road School

A Guide to Home Learning – January 2021

Everyday our teachers teach their class. Some of the children might be in school and some maybe learning at home.

Here at Gladstone Road School we are using Microsoft Teams to deliver live lessons. We aim to teach the same curriculum remotely as we do in school wherever possible and appropriate.

All children have the opportunity to join an interactive daily reading or phonics lesson, maths lesson and writing lesson. They can also access a whole year group story session in the afternoon. Teachers provide all children with a paper pack of resources as well as all the necessary equipment they might need to access lessons. These are delivered to your home.









Where children do not have the technology they need at home we provide this for them. Our school staff also support families with any technical issues they may have when trying to access the online lessons. Class teachers are in regular contact with children who are learning at home and are available to answer any questions via Teams or through a phone call.



Teachers plan so that our children learn new facts and concepts, as well as completing activities that reinforce their prior learning. Teachers plan lessons which include a wide variety of resources which they can share remotely, such as Oak Academy, Charanga and BBC Bitesize. We also encourage the use of other key websites such as TTRock Stars and the Rising Stars Online Library.

The children will learn more about a broad range of subjects and are encouraged to complete a daily task linked to an area of the wider curriculum. Throughout live lessons, teachers use AFL strategies which provide ongoing feedback. Through regular discussions with parents, teachers are able to provide additional feedback and support for individuals. Additional and different resources and activities are planned and provided for any children who require them.

Home Learning – Year 3				PE- Keep Moving
<p>Hello Year 3</p> <p>Below are your home learning plans! Of course, you can also do the paper versions which are available on request from the School Office!</p> <p>Remember that you can always email me from your Purplemash account or through the office admin email address if you need to contact me at home.</p> <p>Try your hardest like you always do, and remember to believe in yourself!</p> <p>Gladstone Road Primary School</p>				<p>Can you follow the 'Good Morning' workout poster?</p> <p>Challenge yourself to complete level 3 by the end of the week.</p>
<p>Maths</p> <p>Live Lesson</p> <p>Join your teacher online at 9:30am</p> <p>Keep an eye on your email for your invite to the lesson.</p> 	<p>Writing</p> <p>Live Lesson</p> <p>Join your teacher online at 10:30am</p> <p>Keep an eye on your email for your invite to the lesson.</p> 	<p>Spelling</p> <p>Live Lesson</p> <p>Join your teacher online at 11:30am</p> <p>Keep an eye on your email for your invite to the lesson.</p> 	<p>Reading</p> <p>Monday – read story about Pluto and the King. Discuss it with an adult and text mark the interesting things that 'pop' in your head.</p> <p>Tuesday – Look back through the story and find words or phrases that capture your interest. Tell me why it captures your interest and draw what you think that it looks like.</p> <p>Wednesday – Answer the questions on the story.</p> <p>Thursday – Can you summarise the main events of the story and draw a story map.</p> <p>Friday – Imagine that the Gods did find out that Pluto had tricked them. Can you write the next chapter to the story, explaining what the Gods might do?</p> 	
<p>Afternoon 1</p> <p>Art – Sketching skills. Draw a portrait of a member of your family. Remember to use different tones for different parts of the face to show all the features. Try to show the feelings of that person by showing the expression on their faces. Don't forget to use different lines and hatching techniques to add more detail to your picture.</p>	<p>Afternoon 2</p> <p>History – To help us understand events in history, we place them in chronological order. Using the key dates and events you have been given, can you cut them out and place them in time order from the earliest date to the most recent dates.</p>	<p>Afternoon 3</p> <p>RE – Can you find out about symbols that Christians link to Easter? Draw and write about them in your home book.</p> 	<p>Afternoon 4</p> <p>French – Can you design a 'learning poster' which could be displayed to teach Year 2 how to count to ten in French?</p>	<p>Afternoon 5</p> <p>Science/DT/PSHE – What's on your plate? Find out what the 5 parts of the Eatwell Plate are. Then label the sections of the empty plate correctly and give examples of the food that could fit in those groups.</p> 
<p>Extra Information: There are 10 days of afternoon activities, but you may not need to access all depending on the number of days your child is required to self-isolate.</p> <p>LIVE LESSON – Join one of the Y3 teachers at 2:30pm for a live story.</p>				

Children are regularly reminded about expectations and staff ensure good behaviour for learning whilst learning online. Class teachers monitor children's online behaviour and issues are dealt with swiftly. Children are actively encouraged to engage with lessons daily but we recognise that circumstances are different when learning at home and we will support you in doing what you can.

